



**TESTED
CERTIFIED
QUALIFIED
PRODUCTS**



**FOR BETTER
AIR QUALITY**



INDEX

PRE FILTERS	8
FINE FILTERS	34
ABSOLUTE FILTERS	94
ACTIVATED CARBON FILTERS	212
INDUSTRIAL FILTERS	220
EQUIPMENTS AND ACCESSORIES	222

PRE FILTERS

AIR FILTRATION
& AIR QUALITY



AIR FILTERS

INTERNATIONAL CLASSIFICATION

COARSE EN 779-2012 & ISO 16890

Group	Designation	European Filter Class	MERV Rating	Recommended Final Pressure Drop (Pa)	Average Arrestance (A _m) of Synthetic dust (%)	NEW STANDARD ISO 16890
		EN 779-2012	ASHRAE 52.2			ISO COARSE [%]
COARSE	G	G1	MERV 1	250	$50 \leq A_m < 65$	-
		G2	MERV 2-4	250	$65 \leq A_m < 80$	>30%
		G3	MERV 5-6	250	$80 \leq A_m < 90$	>40%
		G4	MERV 7-8	250	$90 \leq A_m$	>60%

SYNTHETIC ROLL FILTERS

GLASS FIBER ROLL FILTERS

PANMET METAL FILTERS

PANFIL DISPOSABLE PLEATED

PANFIL PLEATED METAL FRAME

PREBAG POCKET FILTERS

ROLL FILTERS

Synthetic Roll Filters



DESCRIPTION

Randomly arranged fine synthetic fibers with increasing density in direction to clean air side standard air intake side green/clean air side white.

APPLICATIONS

The primary filter ventilation and air conditioning systems.

TECHNICAL SPECIFICATIONS

Class EN 779-2012	G3	G4
Class ISO 16890-COARSE	>80	>90
Av. Efficiency EN 779-2012	80%	90%
Av. Efficiency ISO 16890	>40%	>60%
Max. Temperature	90°C	
Relative Humidity	100%	
Advisable Cross Speed	1,5 m/sn	
Rec. Final Pres. Drop	EN 779-2012	250 Pa.
	ISO 16890	200 Pa.
Flame Resistance	F1 DIN 53438	
Filter Stage	I - II	

Filter Code	Filter Class EN 779-2012	Average Arrastance EN 779-2012	Filter Class ISO 16890	Weight gr /m ²	Thickness mm	Initial P.D. Pa.	Final P.D. Pa.	Dust Holding Capacity gr/m ²
T150	G3	80%	ISO COARSE 40%	150	8-10	25	200-250	350
T200	G3	85%	ISO COARSE 40%	200	15-18	30	200-250	400
M270	G4	90%	ISO COARSE 60%	270	18-20	35	200-250	450
T350	G4	95%	ISO COARSE 60%	350	20-22	40	200-250	480

ROLL FILTERS

Synthetic Roll Filters



DESCRIPTION

- Termobonded non-woven, made from 100% synthetic fiber
- Graded structured
- Waxed and air outlet direction
- PVC mesh

APPLICATIONS

Wet particulate arrestance in fine-filtration, varnishing and paint spray applications.

TECHNICAL SPECIFICATIONS

Class EN 779-2012	M5
Class ISO 16890-COARSE	ePM10
Av. Efficiency EN 779-2012	60%
Av. Efficiency ISO 16890	ePM10>50%
Max. Temperature	90°C
Relative Humidity	100 %
Advisable Cross Speed	0,25 m/sn
Rec. Final Pres. Drop	EN 779-2012 450 Pa. ISO 16890 300 Pa.
Flame Resistance	F1 DIN 53438
Filter Stage	I - II

Filter Code	Filter Class EN 779-2012	Average Arrestance EN 779-2012	Filter Class ISO 16890	Weight gr/m ²	Thickness mm	Initial P.D. Pa.	Final P.D. Pa.	Dust Holding Capacity gr/m ²
PE375	M5	60%	ePM10>50%	375	20-22	25	300-450	234
PS600	M5	60%	ePM10>50%	600	20-25	30	300-450	326

ROLL FILTERS

Glass Fiber Roll Filters



DESCRIPTION

Randomly arranged fine glass fibers with increasing density in direction to clean air side standard air intake side green/clean air side white.

APPLICATIONS

Wet particulate arrestance in pre-filtration, varnishing and paint spray applications.

TECHNICAL SPECIFICATIONS

Class EN 779-2012	G3	G4
Class ISO 16890-COARSE	>40%	>60%
Av. Efficiency EN 779-2012	80%	90%
Av. Efficiency ISO 16890	>40%	>60%
Max. Temperature	120°C	
Relative Humidity	100%	
Advisable Cross Speed	1,5 m/sn	
Rec. Final Pres. Drop	EN 779-2012	250 Pa.
	ISO 16890	200 Pa.
Flame Resistance	F1 DIN 53438	
Filter Stage	I	

Filter Code	Filter Class EN 779-2012	Average Arrestance EN 779-2012	Filter Class ISO 16890	Weight gr/m ²	Thickness mm	Initial P.D. Pa.	Final P.D. Pa.	Dust Holding Capacity gr/m ²
FA180	G3	80%	ISO COARSE 40%	180	30-40	25	250	350
FA250	G3	90%	ISO COARSE 40%	250	50-60	30	250	400
FA360	G4	90%	ISO COARSE 60%	360	90-100	35	250	450

ROLL-MATIC FILTERS

Glass Fiber Roll Filters



SPARE GLASS FIBER ROLL FILTERS FOR ROLL-MATIC

DESCRIPTION

Automatic roll filters are made of elastic glass fiber material of progressive construction. This means that the fibers are increasing in density in direction to the clean on side "when the roller reaches the pollution pressure, used by opening clean side used by opening clean side"

APPLICATIONS

Used as prefilter in industrial production areas. It reduces operating costs and provides high efficiency.

TECHNICAL SPECIFICATIONS

Class EN 779-2012	G3
Class ISO 16890-COARSE	>40%
Av. Efficiency EN 779-2012	80%
Av. Efficiency ISO 16890	>40%
Max. Temperature	120°C
Relative Humidity	100%
Advisable Cross Speed	1,5 m/sn
Rec. Final Pres. Drop	EN 779-2012 250 Pa. ISO 16890 200 Pa.
Flame Resistance	F1 DIN 53438
Filter Stage	I
Roll Size	536-836-1141-1446- 1751-1950-2010-2056 mm

Filter Code	Filter Class EN 779-2012	Average Arrastance EN 779-2012	Filter Class ISO 16890	Weight gr/m ²	Thickness mm	Initial P.D. Pa.	Final P.D. Pa.	Dust Holding Capacity gr/m ²
ROLLFILTER-4INC-1160	G3	85%	ISO COARSE 40%	290	60	48	200-250	350

ROLL-MATIC FILTERS

Synthetic Fiber Roll Filters



DESCRIPTION

Automatic roll filters are made of elastic synthetic filter media reinforced a mesh support. This filter medium has a progressive structure, which means that the density of fibers is increasing towards the clean air side. This progressive structure ensures a high dust holding capacity and guaranteed efficiency.

APPLICATIONS

Used as prefilter in industrial production areas. It reduces operating costs and provides high efficiency.

ADVANTAGES

High dust holding capacity. High performance with low pressure drop. Strong against high bursting pressure.

TECHNICAL SPECIFICATIONS

Class EN 779-2012	G3
Class ISO 16890-COARSE	>40%
Av. Efficiency EN 779-2012	80%
Av. Efficiency ISO 16890	>40%
Max. Temperature	90°C
Relative Humidity	100%
Advisable Cross Speed	1,5 m/sn
Rec. Final Pres. Drop	EN 779-2012 250 Pa. ISO 16890 200 Pa.
Flame Resistance	F1 DIN 53438
Filter Stage	I
Roll Size	536-836-1141-1446- 1751-1950-2010-2056 mm

Filter Code	Filter Class EN 779-2012	Average Arrastance EN 779-2012	Filter Class ISO 16890	Weight gr/m ²	Thickness mm	Initial P.D. Pa.	Final P.D. Pa.	Dust Holding Capacity gr/m ²
ROLLFILTER- 4INC-1160	G3	85%	ISO COARSE>40%	210	10	12	200-250	350

ROLL-MATIC



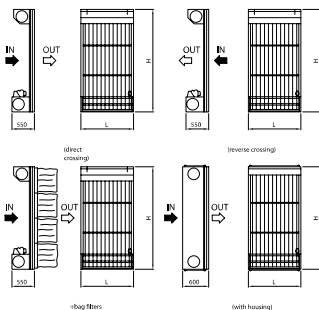
DESCRIPTION

The advantage of a roll filter with automatic unwound of the filter media is its compact dimensions in comparison with its working autonomy. In fact, the spaces required for lodging the filter media rolls can vary from 20% for small filters to 10% for big filters of the total filter surface. This technical conception is due to its rational mechanical construction and to the compressibility characteristics of the employed filter media that allows to realize rolls with reduced diameters but in the same time with maximum unwindings to ensure a long autonomy of operation even at hard working conditions.

Filter Code	Filter Class ASHREA	Efficiency	
RMROLL-SYT	52.2 MERV 5-6	ASHREA 52.2 35%±E3	
Filter Weight oz / ft ²	Thickness mm	Initial P.D. Wg	Dust Holding Capacity oz / m ²
79,73	0,59	0,05	132,89

TECHNICAL SPECIFICATIONS

Class EN 779-2012	G3
Class ISO 16890-COARSE	>40%
Av. Efficiency EN 779-2012	80%
Av. Efficiency ISO 16890	>40%
Max. Temperature	80 - 120 °C
Relative Humidity	100 %
Advisable Cross Speed	1,5 m/sn
Rec. Final Pres. Drop	EN 779-2012 250 Pa. ISO 16890 200 Pa.
Flame Resistance	F1 DIN 53438
Filter Stage	I - II



-bag filters

(with housing)



High Temperature Filters/Glassfibre Filter Media HT300

Progressively structured filtermedia composed of finest glass fibers, bonded with a high temperature resistant resin for the filtration dust particles.

Application: Filtration of intake and circulating air in spray and drying booths.

Thickness: 50 mm

Filterclass: G4

Resetant up to 300°C



Hydropaint Collector

Progressively structured glass-fibre filtermedia impregnated throughout with a harmless gel especially designed for the filtration of fine and dry water based overspray particles.

Application: Filtration of water based overspray particles in spray booths of the surface treatment.

Thickness: 75 mm

Efficiency: 98,5 %



Synthetic Filter Media ASIHT200

Progressively structured filtermedia composed of synthetic fibers, bonded with a high temperature binder for the filtration of fine dust particles.

Application: Filtration of the intake and circulating air in spray and drying booths.

Thickness: 15 mm

Filterclass: M5

Resetant up to 200°C



Hydropaint Collector

Progressively structured glass fibre filter media impregnated throughout with a harmless gel for the filtration of coarse dust particles

Application: As a preliminary filter for the filtration of coarse dust particles in general ventilation and air conditioning equipment.

Thickness: 25 / 50 / 100 mm

Efficiency: G2 - G4



Paint Collector

Progressively structured glassfibre filter media especially designed for the filtration of solvent based paint and lacquer particles.

Application: Filtration of solvent based paint and lacquer particles in spray booths of the surface-treatment.

Thickness: 25 / 50 / 75 / 100 mm

Efficiency: 90 - 98 %



Dust Collector 5*

Progressively structured glass fibre filtermedia impregnated throughout with a harmless gel for the filtration of large quantities of coarse dust particles. Application: As a machine protection particularly installed as a preliminary filter of gas-turbines, on vessels and further industrial installations.

Thickness: 100 mm

Efficiency: G4



Blue-Pol

100% Polyester construction cleans easily with water available in rolls and pre-cuts (12-25 mm) cuts to full size of opening with scissors eliminating air by-pass

Rigid construction-needs no frame

Low resistance to air flow

Fibers are unaffected by moisture

Safe to handle-no fiberglass or sharp edges

Bi-directional air flow 80-90% dust retention

Flame Retardant-self extinguishing



Dust Collector 5*

Progressively structured glass fibre filter media especially designed for the filtration of mist particles in environments with an extremely high atmospheric humidity. Fibres barded with a particularly humidity resistant binder.

Application: Mist filtration in gas turbine power stations, on offshore platforms, sea coast areas and behind air washers.

Thickness: 75 mm

Efficiency: 99,8 %

CARDBOARD PAINT SPRAY FILTER



Cardboard filter pads has been specially designed to fit spray booths both horizontally and vertically.

The filter has a V-shaped design, with holes perfectly aligned. Cardboard filter pads have the advantage of 3-5 times higher paint storage capacity than regular filter medias (approximately 18 kg/m²). The folded filters consist of recyclable cardboard. They are drawn to their proper size not until the installation takes place. Therefore storage and transportation costs are very low.

Filter Code	Width mm	Area m ²	Pleats	Thickness mm	Average Separation Rate	Recommended Max. Pressure Drop
PointPaper75	75	10	270	65	80-98%	128
PointPaper90	90	10	290	65	80-98%	128
PointPaper100	100	10	360	65	80-98%	128

Velocity mm/sec.	Pressure Drop pa
0,25	8
0,50	20
0,75	30
1,00	40

FILTER CELL HT300

Firm Filtresi



Progressively structured filter media composed of finest glass fibers, bonded with a high temperature resistant binder. Converted into finished filter cells by aluminium stretcher grids.

APPLICATION:

Filtration of in take and circulating air in spray and drying booths.

TECHNICAL SPECIFICATIONS

Class EN779-2012	G4
Class ISO16890-COARSE	>60%
Av. Efficiency EN779-2012	90%
Av. Efficiency ISO16890	>60%
Max. Temperature	300°C
Relative Humidity	100 %
Rec. Final Pres. Drop	EN 779-2012 250 Pa.
	ISO16890 200 Pa.
Filter Stage	I - II

FILTER CELL HT300 Technical Data

Filter Code	Size WxLxD	Filter Class EN779-2012	Filter Area m ²
HT300XAF2	0240-0480-014	G4	0,12
HT300XAF2	0480-0480-014	G4	0,24
HT300XAF2	0595-0595-014	G4	0,35
HT300XAF2	0610-0610-014	G4	0,37

Filter Code	Size WxLxD	Filter Class EN779-2012	Filter Area m ²
HT300GF22	0287-0287-048	G4	0,20
HT300GF22	0287-0592-048	G4	0,30
HT300GF22	0490-0592-048	G4	0,50
HT300GF22	0592-0592-048	G4	0,60

PANMET

Metal Filters



PM3606L2-0592-0592-048

APPLICATIONS

- Washable for repeated use
- Low pressure drop
- High temperature
- Corrosive environments
- Large bulky contaminants
- Oil mist or grease separation

FILTER CODE STRUCTURE

Type	PM	PANMET
Class EN 779-2012	3	G3
Class ISO 16890		COARSE>40%
Frame	G	Galvanized
Media	OG	Galvanized Wire
Modelling	L	Straight Model
Modelling	2	Both Side With Grids
Size		0592-0592-048

TECHNICAL SPECIFICATIONS

Class EN 779-2012	G2	G3
Class ISO 16890-COARSE	>20%	>40%
Av. Efficiency EN 779-2012	50%	80%
Av. Efficiency ISO 16890	>20%	>40%
Max. Temperature	200°C	
Relative Humidity	100 %	
Rec. Final Pres. Drop	EN 779-2012	250 Pa.
	ISO 16890	200 Pa.
Flame Resistance	F1 DIN 53438	
Filter Stage	I	


PANMET Technical Data

Code	Size W x L x D (mm)	Filter Class ISO 16890	Filter Class EN779-2012	Area m ²	Air Flow m ³ /h	In.Pressure D. Pa	Weight kg
PM2G0GL2	0287-0287-025	COARSE>20	G2	0,08	850	30	1,50
PM2G0GL2	0287-0592-025	COARSE>20	G2	0,17	1700	30	2,80
PM2G0GL2	0490-0592-025	COARSE>20	G2	0,29	2800	30	5,20
PM2G0GL2	0592-0592-025	COARSE>20	G2	0,35	3400	30	5,50

Code	Size W x L x D (mm)	Filter Class ISO 16890	Filter Class EN779-2012	Area m ²	Air Flow m ³ /h	In.Pressure D. Pa	Weight kg
PM3G0GL2	0287-0287-048	COARSE>40	G3	0,08	850	40	2,00
PM3G0GL2	0287-0592-048	COARSE>40	G3	0,17	1700	40	4,00
PM3G0GL2	0490-0592-048	COARSE>40	G3	0,29	2800	40	7,25
PM3G0GL2	0592-0592-048	COARSE>40	G3	0,35	3400	40	8,00

PANMET-Z

Metallic Z-Line Panel Filters



PM2606Z2-0592-0592-048

APPLICATIONS

- Washable for repeated use
- Low pressure drop
- High temperature
- Corrosive environments
- Large bulky contaminants
- Oil mist or grease separation

FILTER CODE STRUCTURE

Type	PM	PANMET
Class EN 779-2012 Class ISO 16890	2	G2 COARSE>20%
Frame	G	Galvanized
Media	OG	Galvanized Wire
Modelling	Z	Z-Line Model
Face Guard	2	Both Side With Grids
Size		0592-0592-048

TECHNICAL SPECIFICATIONS

Class EN 779-2012	G2	
Class ISO 16890-COARSE	>20%	
Av. Efficiency EN 779-2012	50%	
Av. Efficiency ISO 16890	>20%	
Max. Temperature	200°C	
Relative Humidity	100 %	
Rec. Final Pres. Drop	EN 779-2012	250 Pa.
	ISO 16890	200 Pa.
Flame Resistance	F1 DIN 53438	
Filter Stage	I	

PANMET-Z Series Technical Data

Code	Size W x L x D (mm)	Filter Class ISO 16890	Filter Class EN779-2012	Area m ²	Air Flow m ³ /h	In. Pressure D. Pa	Weight kg
PM2G0GZ2	0287-0287-048	COARSE>20%	G2	0,08	850	25	1,50
PM2G0GZ2	0287-0592-048	COARSE>20%	G2	0,17	1700	25	2,80
PM2G0GZ2	0490-0592-048	COARSE>20%	G2	0,29	2800	25	5,20
PM2G0GZ2	0592-0592-048	COARSE>20%	G2	0,35	3400	25	5,50

Code	Size W x L x D (mm)	Filter Class ISO 16890	Filter Class EN779-2012	Area m ²	Air Flow m ³ /h	In. Pressure D. Pa	Weight kg
PM2G0GZ2	0287-0287-096	COARSE>20%	G2	0,16	850	15	2,00
PM2G0GZ2	0287-0592-096	COARSE>20%	G2	0,34	1700	15	4,00
PM2G0GZ2	0490-0592-096	COARSE>20%	G2	0,58	2800	15	7,25
PM2G0GZ2	0592-0592-096	COARSE>20%	G2	0,70	3400	15	8,00

PANFIL-KFL

Disposable Filters



PF3KF25L0-0592-0592-48

APPLICATIONS

- Wet particulate arrestance in pre-filtration, varnishing and paint spray applications.
- Low start pressure drop
- High dust holding capacity
- Totally disposable type filter

FILTER CODE STRUCTURE

Type	PF	PANFIL-KFL
Class EN 779-2012 Class ISO 16890	3	G3 COARSE>40%
Frame	K	Cardboard
Media	F	Glass Fiber Media
Media Code	25	Media Code
Modelling	L	Straight Model
Face Guard	0	Without Mesh
Size		0592-0592-48

TECHNICAL SPECIFICATIONS

Class EN 779-2012	G3	G4
Class ISO 16890-COARSE	>40%	>60%
Av. Efficiency EN 779-2012	80%	90%
Av. Efficiency ISO 16890	>40%	>60%
Max. Temperature	70°C	
Relative Humidity	80 %	
Rec. Final Pres. Drop	EN 779-2012	250 Pa.
	ISO 16890	200 Pa.
Filter Stage	I	

PANFIL-KFL Series Technical Data

Code	Size W x L x D (mm)	Filter Class ISO 16890	Filter Class EN779-2012	Area m ²	Air Flow m ³ /h	In. Pressure D. Pa	Weight kg
PF3KF18L0	0287-0287-024	COARSE>40%	G3	0,08	850	30	0,30
PF3KF18L0	0287-0592-024	COARSE>40%	G3	0,17	1700	30	0,65
PF3KF18L0	0490-0592-024	COARSE>40%	G3	0,29	2800	30	1,10
PF3KF18L0	0592-0592-024	COARSE>40%	G3	0,35	3400	30	1,35

Code	Size W x L x D (mm)	Filter Class ISO 16890	Filter Class EN779-2012	Area m ²	Air Flow m ³ /h	In. Pressure D. Pa	Weight kg
PF3KF25L0	0287-0287-048	COARSE>40%	G3	0,08	850	50	0,35
PF3KF25L0	0287-0592-048	COARSE>40%	G3	0,17	1700	50	0,80
PF3KF25L0	0490-0592-048	COARSE>40%	G3	0,29	2800	50	1,50
PF3KF25L0	0592-0592-048	COARSE>40%	G3	0,35	3400	50	1,60

Code	Size W x L x D (mm)	Filter Class ISO 16890	Filter Class EN779-2012	Area m ²	Air Flow m ³ /h	In. Pressure D. Pa	Weight kg
PF4KF36L0	0287-0287-096	COARSE>60%	G4	0,08	850	75	0,40
PF4KF36L0	0287-0592-096	COARSE>60%	G4	0,17	1700	75	1,00
PF4KF36L0	0490-0592-096	COARSE>60%	G4	0,29	2800	75	1,85
PF4KF36L0	0592-0592-096	COARSE>60%	G4	0,35	3400	75	2,00

PANFIL-KSZ

Disposable Filters



PF4KS14Z1-0592-0592-048

APPLICATIONS

- Conditioning and ventilation systems
- Used as pre-filter or second-stage filter
- Low start pressure drop
- High dust holding capacity
- Totally disposable type filter

FILTER CODE STRUCTURE

Type	PF	PANFIL-KSZ
Class EN 779-2012 Class ISO 16890	4	G4 COARSE>60
Frame	K	Cardboard
Media	S	Synthetic Media
Media Code	14	Media Code
Modelling	Z	Z-Line Model
Face Guard	1	Air Outside Mesh
Size		0592-0592-048

TECHNICAL SPECIFICATIONS

Class EN 779-2012	G3	G4
Class ISO 16890-COARSE	>40%	>60%
Av. Efficiency EN 779-2012	80%	90%
Av. Efficiency ISO 16890	>40%	>60%
Max. Temperature	70°C	
Relative Humidity	80 %	
Rec. Final Pres. Drop	EN 779-2012	250 Pa.
	ISO 16890	200 Pa.
Filter Stage	I - II	

PANFIL-KSZSeries Technical Data

Code	Size W x L x D (mm)	Filter Class ISO 16890	Filter Class EN779-2012	Area m ²	Air Flow m ³ /h	In.Pressure D. Pa	Weight kg
PF4KS14Z1	0287-0287-048	COARSE>60	G4	0,40	850	70	0,50
PF4KS14Z1	0287-0592-048	COARSE>60	G4	0,70	1700	70	1,00
PF4KS14Z1	0490-0592-048	COARSE>60	G4	1,10	2800	70	1,65
PF4KS14Z1	0592-0592-048	COARSE>60	G4	1,30	3400	70	1,80

Code	Size W x L x D (mm)	Filter Class ISO 16890	Filter Class EN779-2012	Area m ²	Air Flow m ³ /h	In.Pressure D. Pa	Weight kg
PF4KS14Z1	0287-0287-096	COARSE>60	G4	0,80	1000	95	0,90
PF4KS14Z1	0287-0592-096	COARSE>60	G4	1,40	2100	95	1,65
PF4KS14Z1	0490-0592-096	COARSE>60	G4	2,20	3400	95	2,75
PF4KS14Z1	0592-0592-096	COARSE>60	G4	2,60	4200	95	3,00

PANFIL-GSZ

PANFIL GSZ Series



PF4GS15Z2-0592-0592-048

APPLICATIONS

- Conditioning and ventilation systems
- Used as pre-filter or second-stage filter
- Low start pressure drop
- High dust holding capacity
- Reduced operating costs
- Provides long service interval

FILTER CODE STRUCTURE

Type	PF	PANFIL-GSZ
Class EN 779-2012 Class ISO COARSE	4	G4 COARSE>40%
Frame	G	Galvanized
Media	S	Synthetic Media
Media Code	15	Media Code
Modelling	Z	Z-Line
Face Guard	2	Both Side With Grids
Size		0592-0592-048

TECHNICAL SPECIFICATIONS

Class EN 779-2012	G3	G4	M5
Class ISO 16890-COARSE	>40%	>60%	ePM10
Av. Efficiency EN 779-2012	80%	90%	95%
Av. Efficiency ISO 16890	>40%	>60%	70%
Max. Temperature	100°C		
Relative Humidity	80 %		
Rec. Final Pres. Drop	EN 779-2012	250 Pa.	
	ISO 16890	200 Pa.	
Filter Stage	I - II		

PANFIL-GSZ Series Technical Data

Code	Size WxLxD	Filter Class ISO 16890	Filter Class EN 779-2012	Area m ²	Air Flow m ³ /h	In.Pressure D. Pa	Weight kg
PF3GS12Z2	0287-0287-048	COARSE>40%	G3	0,20	850	50	0,80
PF3GS12Z2	0287-0592-048	COARSE>40%	G3	0,30	1700	50	1,30
PF3GS12Z2	0490-0592-048	COARSE>40%	G3	0,50	2800	50	2,20
PF3GS12Z2	0592-0592-048	COARSE>40%	G3	0,60	3400	50	2,50

Code	Size WxLxD	Filter Class ISO 16890	Filter Class EN 779-2012	Area m ²	Air Flow m ³ /h	In.Pressure D. Pa	Weight kg
PF3GS12Z2	0287-0287-096	COARSE>40%	G3	0,40	1000	60	1,50
PF3GS12Z2	0287-0592-096	COARSE>40%	G3	0,60	2100	60	2,60
PF3GS12Z2	0490-0592-096	COARSE>40%	G3	1,00	3400	60	4,50
PF3GS12Z2	0592-0592-096	COARSE>40%	G3	1,20	4200	60	5,00

Code	Size WxLxD	Filter Class ISO 16890	Filter Class EN 779-2012	Area m ²	Air Flow m ³ /h	In.Pressure D. Pa	Weight kg
PF4GS15Z2	0287-0287-048	COARSE>60%	G4	0,20	850	80	0,80
PF4GS15Z2	0287-0592-048	COARSE>60%	G4	0,30	1700	80	1,30
PF4GS15Z2	0490-0592-048	COARSE>60%	G4	0,50	2800	80	2,20
PF4GS15Z2	0592-0592-048	COARSE>60%	G4	0,60	3400	80	2,50

Code	Size WxLxD	Filter Class ISO 16890	Filter Class EN 779-2012	Area m ²	Air Flow m ³ /h	In.Pressure D. Pa	Weight kg
PF4GS15Z2	0287-0287-096	COARSE>60%	G4	0,40	1000	90	1,50
PF4GS15Z2	0287-0592-096	COARSE>60%	G4	0,60	2100	90	2,60
PF4GS15Z2	0490-0592-096	COARSE>60%	G4	1,00	3400	90	4,50
PF4GS15Z2	0592-0592-096	COARSE>60%	G4	1,20	4200	90	5,00

Code	Size WxLxD	Filter Class ISO 16890	Filter Class EN 779-2012	Area m ²	Air Flow m ³ /h	In.Pressure D. Pa	Weight kg
PF5GS15Z2	0287-0287-048	ePM10>50%	M5	0,20	850	110	0,80
PF5GS15Z2	0287-0592-048	ePM10>50%	M5	0,30	1700	110	1,30
PF5GS15Z2	0490-0592-048	ePM10>50%	M5	0,50	2800	110	2,20
PF5GS15Z2	0592-0592-048	ePM10>50%	M5	0,60	3400	110	2,50

Code	Size WxLxD	Filter Class ISO 16890	Filter Class EN 779-2012	Area m ²	Air Flow m ³ /h	In.Pressure D. Pa	Weight kg
PF5GS15Z2	0287-0287-096	ePM10>50%	M5	0,40	1000	120	1,50
PF5GS15Z2	0287-0592-096	ePM10>50%	M5	0,60	2100	120	2,60
PF5GS15Z2	0490-0592-096	ePM10>50%	M5	1,00	3400	120	4,50
PF5GS15Z2	0592-0592-096	ePM10>50%	M5	1,20	4200	120	5,00

PANFIL-PR

PANFIL-PR Series



PF4PS18W0-0592-0592-048

APPLICATIONS

- Conditioning and ventilation systems
- Used as pre-filter or second-stage filter
- Low start pressure drop
- High dust holding capacity
- Reduced operating costs
- Provides long service interval

FILTER CODE STRUCTURE

Type	PF	PANFIL-PR
Class EN 779-2012 Class ISO COARSE	4	G4 COARSE>40%
Frame	P	Plastic
Media	S	Synthetic Media
Media Code	18	Media Code
Modelling	W	W-Line
Face Guard	0	Without Grids
Size		0592-0592-048

TECHNICAL SPECIFICATIONS

Class EN 779-2012	G4	M5
Class ISO 16890-COARSE	>60%	ePM10
Average Efficiency EN 779-2012	90%	95%
Average Efficiency ISO 16890	>60%	70%
Max. Temperature	100°C	
Relative Humidity	80 %	
Rec. Final Pres. Drop	EN 779-2012	250 Pa.
	ISO 16890	200 Pa.
Filter Stage	I - II	

PANFIL-PR Series Technical Data

Code	Size WxLxD	Filter Class ISO 16890	Filter Class EN 779-2012	Area m ²	Air Flow m ³ /h	In.Pressure D. Pa	Weight kg
PF4PS18W0	0287-0287-048	COARSE>60%	G4	0,45	850	60	0,80
PF4PS18W0	0287-0592-048	COARSE>60%	G4	0,85	1700	60	1,30
PF4PS18W0	0490-0592-048	COARSE>60%	G4	1,40	2800	60	2,20
PF4PS18W0	0592-0592-048	COARSE>60%	G4	1,65	3400	60	2,50


Code	Size WxLxD	Filter Class ISO 16890	Filter Class EN 779-2012	Area m ²	Air Flow m ³ /h	In.Pressure D. Pa	Weight kg
PF4PS18W0	0287-0287-096	COARSE>60%	G4	0,85	1000	70	1,50
PF4PS18W0	0287-0592-096	COARSE>60%	G4	1,65	2100	70	2,60
PF4PS18W0	0490-0592-096	COARSE>60%	G4	2,80	3400	70	4,50
PF4PS18W0	0592-0592-096	COARSE>60%	G4	3,35	4200	70	5,00

Code	Size WxLxD	Filter Class ISO 16890	Filter Class EN 779-2012	Area m ²	Air Flow m ³ /h	In.Pressure D. Pa	Weight kg
PF5PS18W0	0287-0287-048	ePM10>50%	M5	0,45	850	75	0,80
PF5PS18W0	0287-0592-048	ePM10>50%	M5	0,85	1700	75	1,30
PF5PS18W0	0490-0592-048	ePM10>50%	M5	1,40	2800	75	2,20
PF5PS18W0	0592-0592-048	ePM10>50%	M5	1,65	3400	75	2,50

Code	Size WxLxD	Filter Class ISO 16890	Filter Class EN 779-2012	Area m ²	Air Flow m ³ /h	In.Pressure D. Pa	Weight kg
PF5PS18W0	0287-0287-096	ePM10>50%	M5	0,85	1000	90	1,50
PF5PS18W0	0287-0592-096	ePM10>50%	M5	1,65	2100	90	2,60
PF5PS18W0	0490-0592-096	ePM10>50%	M5	2,80	3400	90	4,50
PF5PS18W0	0592-0592-096	ePM10>50%	M5	3,35	4200	90	5,00

PANFIL-GO

PANFIL - GO Series / Poliuretana Media Z-Line Filter



PF3G041Z2-0592-0592-048

FILTER CODE STRUCTURE

Type	PF	PANFIL-GO
Class EN 779-2012	3	G3
Class ISO COARSE		COARSE>40%
Frame	G	Galvanized
Media	0	Polyurethane Media
Media Code	41	Media Code
Modelling	Z	Z-Line
Face Guard	2	Both Side With Grids
Size		0592-0592-048

APPLICATIONS


- Conditioning and ventilation systems
- Used as pre-filter or second-stage filter
- Low start pressure drop
- High dust holding capacity
- Reduced operating costs
- Washable for repeated use

TECHNICAL SPECIFICATIONS

Class EN 779-2012	G2	G3
Class ISO 16890	>20%	>40%
Av. Efficiency EN 779-2012	50%	80%
Av. Efficiency ISO 16890	>30%	>40%
Max. Temperature	70°C	
Relative Humidity	100 %	
Rec. Final Pres. Drop	EN 779-2012	250 Pa.
	ISO 16890	200 Pa.
Filter Stage	I	

Code	Size WxLxD	Filter Class ISO 16890	Filter Class EN 779-2012	Area m ²	Air Flow m ³ /h	In. Pressure D. Pa	Weight kg
PF2G021Z2	0287-0287-048	COARSE>20%	G2	0,20	850	35	0,80
PF2G021Z2	0287-0592-048	COARSE>20%	G2	0,30	1700	35	1,30
PF2G021Z2	0490-0592-048	COARSE>20%	G2	0,50	2800	35	2,20
PF2G021Z2	0592-0592-048	COARSE>20%	G2	0,60	3400	35	2,50
PF3G041Z2	0287-0287-048	COARSE>40%	G3	0,20	850	50	0,80
PF3G041Z2	0287-0592-048	COARSE>40%	G3	0,30	1700	50	1,30
PF3G041Z2	0490-0592-048	COARSE>40%	G3	0,50	2800	50	2,20
PF3G041Z2	0592-0592-048	COARSE>40%	G3	0,60	3400	50	2,50

FANCOIL



FC2G026L2-0592-0592-008

APPLICATIONS

- Conditioning and ventilation systems
- Used as pre-filter or second-stage filter
- Low start pressure drop
- High dust holding capacity
- Reduced operating costs
- Washable for repeated use

FILTER CODE STRUCTURE

Type	FC	PANFIL-GO
Class EN 779-2012	2	G2
Class ISO COARSE		COARSE>40
Frame	G	Galvanized
Media	O	Polyurethane Media
Media Code	26	Media Code
Modelling	L	Straight Model
Face Guard	2	Both Side With Grids
Size		0592-0592-008

TECHNICAL SPECIFICATIONS

Class EN 779-2012	G2	G3
Class ISO 16890	>20%	>40%
Av. Efficiency EN 779-2012	50%	80%
Av. Efficiency ISO 16890	>20%	>40%
Max. Temperature	70°C	
Relative Humidity	100%	
Rec. Final Pres. Drop	EN 779-2012	250 Pa.
	ISO 16890	200 Pa.
Filter Stage	I	

WITH SYNTHETIC MEDIA

Code	Size WxLxD	Filter Class ISO 16890	Filter Class EN 779-2012	Area m ²	Air Flow m ³ /h	In. Pressure D. Pa	Weight kg
FC3G512L2	0287-0287-008	COARSE>40%	G3	0,084	850	70	0,80
FC3G512L2	0287-0592-008	COARSE>40%	G3	0,17	1700	70	1,30
FC3G512L2	0490-0592-008	COARSE>40%	G3	0,29	2800	70	2,20
FC3G512L2	0592-0592-008	COARSE>40%	G3	0,35	3400	70	2,50

WITH POLYURETHANE MEDIA

FC2G026L2	0287-0287-008	COARSE>20%	G2	0,084	850	40	0,80
FC2G026L2	0287-0592-008	COARSE>20%	G2	0,17	1700	40	1,30
FC2G026L2	0490-0592-008	COARSE>20%	G2	0,29	2800	40	2,20
FC2G026L2	0592-0592-008	COARSE>20%	G2	0,35	3400	40	2,50

PREBAG-GS

Synthetic Pocket Filters



PB4625S06-0592-0592-600

APPLICATIONS

- Conditioning and ventilation systems
- Used as pre-filter or second-stage filter
- Low start pressure drop
- High dust holding capacity
- Reduced operating costs
- Provides long service interval

FILTER CODE STRUCTURE

Type	PB	PREBAG-GS
Class EN 779-2012 Class ISO COARSE	4	G4 COARSE>90
Frame	G	Galvanized
Header Thickness	25	25 mm
Media	S	Synthetic Media
Pocket Number	6	6 Pockets
Size		0592-0592-600

TECHNICAL SPECIFICATIONS

Class EN 779-2012	G3	G4	M5
Class ISO 16890-COARSE	>40	>60	ePM10
Av. Efficiency EN 779-2012	80%	90%	95%
Av. Efficiency ISO 16890	>40%	>60%	70%
Max. Temperature	80°C		
Relative Humidity	100%		
Rec. Final Pres. Drop	EN 779-2012	250 Pa.	
	ISO 16890	200 Pa.	
Filter Stage	I - II		

PREBAG GALVANIZED FRAME Technical Data

Code	Size W x L x D	Filter Class ISO 16890	Filter Class EN 779-2012	Number of Pockets	Depth mm	Area m ²	Air Flow m ³ /h	In.Pres. Drop (Pa)	Weight kg
PB3G25S03	0287-0287-360	COARSE>40%	G3	3	360	1,50	850	35	1,25
PB3G25S03	0287-0592-360	COARSE>40%	G3	3	360	2,00	1700	35	1,50
PB3G25S05	0490-0592-360	COARSE>40%	G3	5	360	3,00	2800	35	2,00
PB3G25S06	0592-0592-360	COARSE>40%	G3	6	360	4,00	3400	35	2,40

Code	Size W x L x D	Filter Class ISO 16890	Filter Class EN 779-2012	Number of Pockets	Depth mm	Area m ²	Air Flow m ³ /h	In.Pres. Drop (Pa)	Weight kg
PB4G25S03	0287-0287-360	COARSE>60%	G4	3	360	1,50	850	40	1,25
PB4G25S03	0287-0592-360	COARSE>60%	G4	3	360	2,00	1700	40	1,50
PB4G25S05	0490-0592-360	COARSE>60%	G4	5	360	3,00	2800	40	2,00
PB4G25S06	0592-0592-360	COARSE>60%	G4	6	360	4,00	3400	40	2,40

Code	Size W x L x D	Filter Class ISO 16890	Filter Class EN 779-2012	Number of Pockets	Depth mm	Area m ²	Air Flow m ³ /h	In.Pres. Drop (Pa)	Weight kg
PB3G25S03	0287-0287-600	COARSE>40%	G3	3	600	2,40	850	30	1,40
PB3G25S03	0287-0592-600	COARSE>40%	G3	3	600	3,20	1700	30	1,65
PB3G25S05	0490-0592-600	COARSE>40%	G3	5	600	4,80	2800	30	2,30
PB3G25S06	0592-0592-600	COARSE>40%	G3	6	600	6,40	3400	30	2,80

Code	Size W x L x D	Filter Class ISO 16890	Filter Class EN 779-2012	Number of Pockets	Depth mm	Area m ²	Air Flow m ³ /h	In.Pres. Drop (Pa)	Weight kg
PB4G25S03	0287-0287-600	COARSE>60%	G4	3	600	2,40	850	35	1,40
PB4G25S03	0287-0592-600	COARSE>60%	G4	3	600	3,20	1700	35	1,65
PB4G25S05	0490-0592-600	COARSE>60%	G4	5	600	4,80	2800	35	2,30
PB4G25S06	0592-0592-600	COARSE>60%	G4	6	600	6,40	3400	30	2,80

Code	Size W x L x D	Filter Class ISO 16890	Filter Class EN 779-2012	Number of Pockets	Depth mm	Area m ²	Air Flow m ³ /h	In.Pres. Drop (Pa)	Weight kg
PB5G25S06	0592-0592-360	ePM10>60%	M5	3	360	1,50	850	50	1,25
PB5G25S03	0592-0592-360	ePM10>60%	M5	3	360	2,00	1700	50	1,50
PB5G25S05	0490-0592-360	ePM10>60%	M5	5	360	3,00	2800	50	2,00
PB5G25S06	0592-0592-360	ePM10>60%	M5	6	360	4,00	3400	50	2,40

Code	Size W x L x D	Filter Class ISO 16890	Filter Class EN 779-2012	Number of Pockets	Depth mm	Area m ²	Air Flow m ³ /h	In.Pres. Drop (Pa)	Weight kg
PB5P25S03	0287-0287-600	ePM10>60%	M5	3	600	2,40	850	40	1,40
PB5P25S03	0287-0592-600	ePM10>60%	M5	3	600	3,20	1700	40	1,65
PB5P25S05	0490-0592-600	ePM10>60%	M5	5	600	4,80	2800	40	2,30
PB5P25S06	0592-0592-600	ePM10>60%	M5	6	600	6,40	3400	40	2,80

PREBAG-PR-600

Synthetic Rigid Pocket Filters



PB4P25R08-0592-0592-600

FILTER CODE STRUCTURE

Type	PB	PREBAG-GS
Class EN 779-2012 Class ISO COARSE	4	G4 COARSE>90
Frame	P	Plastic
Header Thickness	25	25 mm
Media	R	Rigid Synthetic
Pocket Number	08	8 Pockets
Size		0592-0592-600

APPLICATIONS

- Conditioning and ventilation systems
- Used as pre-filter or second-stage filter
- Low start pressure drop
- High dust holding capacity
- Reduced operating costs
- Provides long service interval

TECHNICAL SPECIFICATIONS

Class EN 779-2012	G4	
Class ISO 16890-COARSE	>60	
Av. Efficiency EN 779-2012	90%	
Av. Efficiency ISO 16890	>60%	
Max. Temperature	80°C	
Relative Humidity	100%	
Rec. Final Pres. Drop	EN 779-2012	250 Pa.
	ISO 16890	200 Pa.
Filter Stage	I - II	

PREBAG PLASTIC FRAME Technical Data

Code	Size W x L x D	Filter Class ISO 16890	Filter Class EN 779-2012	Number of Pockets	Depth mm	Area m ²	Air Flow m ³ /h	In.Pres. Drop (Pa)	Weight kg
PB4P25R03	0287-0592-360	COARSE>60%	G4	3	360	1,50	850	35	1,70
PB4P25R04	0287-0592-360	COARSE>60%	G4	4	360	2,00	1700	35	2,10
PB4P25R06	0592-0592-360	COARSE>60%	G4	6	360	3,00	2800	35	2,80
PB4P25R08	0592-0592-360	COARSE>60%	G4	8	360	4,00	3400	35	3,30

Code	Size W x L x D	Filter Class ISO 16890	Filter Class EN 779-2012	Number of Pockets	Depth mm	Area m ²	Air Flow m ³ /h	In.Pres. Drop (Pa)	Weight kg
PB4P25R03	0287-0592-600	COARSE>60%	G4	3	600	2,40	850	30	1,80
PB4P25R04	0287-0592-600	COARSE>60%	G4	4	600	3,20	1700	30	2,25
PB4P25R06	0592-0592-600	COARSE>60%	G4	6	600	4,80	2800	30	3,00
PB4P25R08	0592-0592-600	COARSE>60%	G4	8	600	6,40	3400	30	3,70

FINE FILTERS

AIR FILTRATION
& AIR QUALITY

 **IQvent**



AIR FILTERS

INTERNATIONAL CLASSIFICATION

EN 779-2012 / ISO 16890

Group	Designation	European Filter Class	MERV Rating	Recommended Final Pressure Drop [Pa]	Average Efficiency (Em) of 0,4µ Particles (%)	Minimum Efficiency for 0,4µ Particles (%)	NEW STANDARD ISO 16890		
		EN 779-2012	ASHRAE 52.2				ISO ePM1	ISO ePM2,5	ISO ePM10
MEDIUM	M	M5	MERV 9-10	450	40 ≤ Em < 60	-	-	-	> 50 %
		M6	MERV 11-12	450	60 ≤ Em < 80	-	-	50-65 %	> 60 %
FINE	F	F7	MERV 13	450	80 ≤ Em < 90	35	50-65 %	65-80 %	> 85 %
		F8	MERV 14	450	90 ≤ Em < 95	55	65-80 %	> 80 %	> 90 %
		F9	MERV 15	450	95 ≤ Em	70	> 80 %	> 95 %	> 95 %



CERTIFICATE
N° 14.06.004

Air Filters / Filtras a Air



Dated on June 26, 2014 - Date de délivrance: 26 juin 2014

This document is valid in the area of Europe - Ce document est valide en Europe - Este documento es válido en Europa - Este documento es válido en Europa - Este documento es válido en Europa

Participant/Participant

NET Filtras on Tuzlaci & H. Hristova, 100-110, Blvd. "Krali Marko", Sofia, Bulgaria

on condition and without any guarantee under certification system. The certification is not a recommendation.

La certification est faite sans aucune garantie et sans recommandation.

La certificación se realiza sin ninguna garantía y sin recomendación.

La certificación se realiza sin ninguna garantía y sin recomendación.

La certificación se realiza sin ninguna garantía y sin recomendación.

cafrax is a member of the Eurovent Certification Group. The certification is not a recommendation.

cafrax est un membre du Groupe Eurovent Certification. La certification n'est pas une recommandation.

cafrax es un miembro del Grupo Eurovent Certification. La certificación no es una recomendación.

cafrax es un miembro del Grupo Eurovent Certification. La certificación no es una recomendación.

cafrax es un miembro del Grupo Eurovent Certification. La certificación no es una recomendación.

Paul, 18 août 2022

MANAGING BOARD MEMBER / MEMBRE DIRECTEUR



1/2



- SYNTHETIC RIGID POCKET FILTER**

- SYNTHETIC POCKET FILTER**

- GLASS FIBER POCKET FILTERS**

- MINI PLEATED COMPACT FILTERS**

- ALUMINIUM SEPARATOR FILTERS**

- HIGH EFFICIENCY RIGID POCKET FILTERS**

MULTIBAG-PR-600

Synthetic Rigid Pocket Filters



MB6P25R08-0592-0592-600



FILTER CODE STRUCTURE

Type	MB	MULTIBAG-PR
Class EN 779-2012 Class ISO 16890	6	M6 ePM2,5
Frame	P	Plastic
Header Thickness	25	25 mm
Media	R	Rigid Synthetic
Pocket Number	08	8 Pockets
Size		0592-0592-600

APPLICATIONS

- In ventilation and air conditioning systems
- Fine filtering keeps airborne particles and aerosols
- Large filtration surface, high flow rate, low initial pressure drop
- Rigid pocket structure provides high filtration

TECHNICAL SPECIFICATIONS

Class EN 779-2012	M5	M6
Class ISO 16890	ePM10	ePM2,5
Average Efficiency EN 779-2012	60%	80%
Average Efficiency ISO 16890	60%	60%
Max. Temperature	80°C	
Relative Humidity	100%	
Rec. Final Pres. Drop	EN 779-2012	450 Pa.
	ISO 16890	300 Pa.
Filter Stage	II - III	

MULTIBAG-PR-600 Series Technical Data

Code	Size W x L x D	Filter Class ISO 16890	Filter Class EN 779-2012	Number of Pockets	Depth mm	Area m ²	Air Flow m ³ /h	In.Pres. Drop (Pa)	Weight kg
MB5P25R03	0287-0592-600	ePM10>60%	M5	3	600	2,40	1700	45	1,80
MB5P25R04	0287-0592-600	ePM10>60%	M5	4	600	3,20	1700	45	2,25
MB5P25R06	0592-0592-600	ePM10>60%	M5	6	600	4,80	3400	45	3,00
MB5P25R08	0592-0592-600	ePM10>60%	M5	8	600	6,40	3400	45	3,70

Code	Size W x L x D	Filter Class ISO 16890	Filter Class EN 779-2012	Number of Pockets	Depth mm	Area m ²	Air Flow m ³ /h	In.Pres. Drop (Pa)	Weight kg
MB6P25R03	0287-0592-600	ePM2,5>60%	M6	3	600	2,40	1700	50	1,80
MB6P25R04	0287-0592-600	ePM2,5>60%	M6	4	600	3,20	1700	50	2,25
MB6P25R06	0592-0592-600	ePM2,5>60%	M6	6	600	4,80	3400	50	3,00
MB6P25R08	0592-0592-600	ePM2,5>60%	M6	8	600	6,40	3400	50	3,70

MULTIBAG-GF-535

Glass Fiber Pocket Filters



MB7G25F08-0592-0592-535



FILTER CODE STRUCTURE

Type	MB	MULTIBAG-GF
Class EN779-2012 Class ISO16890	7	F7 ePM1
Frame	G	G: Galvanized - P: Plastic
Header Thickness	25	25 mm
Media	F	Glass Fiber Media
Pocket Number	08	8 Pockets
Size		0592-0592-535

APPLICATIONS

- In ventilation and air conditioning systems
- Fine filtering keeps airborne particles and aerosols
- Large filtration surface, high flow rate, low initial pressure drop
- Provides low operating costs

TECHNICAL SPECIFICATIONS

Class	M6	F7	F8
EN779-2012			
Class			
ISO16890	ePM2,5	ePM1	ePM1
Av. Efficiency			
EN779-2012	80%	85%	90%
Av. Efficiency			
ISO16890	60%	60%	70%
Max. Temperature	80°C		
Relative Humidity	100%		
Rec. Final Pres. Drop	EN779-2012	450 Pa.	
	ISO16890	300 Pa.	
Filter Stage	II - III		

MULTIBAG-GF-535 Series Technical Data

Code	Size W x L x D	Filter Class ISO 16890	Filter Class EN 779-2012	Number of Pockets	Depth mm	Area m ²	Air Flow m ³ /h	In.Pres. Drop (Pa)	Weight kg
MB6G25F04	0287-0592-535	ePM2,5>60%	M6	4	535	3,10	1700	75	1,35
MB6G25F05	0287-0592-535	ePM2,5>60%	M6	5	535	4,00	1700	70	1,50
MB6G25F06	0490-0592-535	ePM2,5>60%	M6	6	535	4,80	2800	75	2,00
MB6G25F08	0490-0592-535	ePM2,5>60%	M6	8	535	6,40	2800	70	2,30
MB6G25F08	0592-0592-535	ePM2,5>60%	M6	8	535	6,40	3400	75	2,50
MB6G25F10	0592-0592-535	ePM2,5>60%	M6	10	535	8,00	3400	70	3,00

Code	Size W x L x D	Filter Class ISO 16890	Filter Class EN 779-2012	Number of Pockets	Depth mm	Area m ²	Air Flow m ³ /h	In.Pres. Drop (Pa)	Weight kg
MB7G25F04	0287-0592-535	ePM1>60%	F7	4	535	3,10	1700	115	1,35
MB7G25F05	0287-0592-535	ePM1>60%	F7	5	535	4,00	1700	110	1,50
MB7G25F06	0490-0592-535	ePM1>60%	F7	6	535	4,80	2800	115	2,00
MB7G25F08	0490-0592-535	ePM1>60%	F7	8	535	6,40	2800	110	2,30
MB7G25F08	0592-0592-535	ePM1>60%	F7	8	535	6,40	3400	115	2,50
MB7G25F10	0592-0592-535	ePM1>60%	F7	10	535	8,00	3400	110	3,00

Code	Size W x L x D	Filter Class ISO 16890	Filter Class EN 779-2012	Number of Pockets	Depth mm	Area m ²	Air Flow m ³ /h	In.Pres. Drop (Pa)	Weight kg
MB8G25F04	0287-0592-535	ePM1>75%	F8	4	535	3,10	1700	165	1,35
MB8G25F05	0287-0592-535	ePM1>75%	F8	5	535	4,00	1700	155	1,50
MB8G25F06	0490-0592-535	ePM1>75%	F8	6	535	4,80	2800	165	2,00
MB8G25F08	0490-0592-535	ePM1>75%	F8	8	535	6,40	2800	155	2,30
MB8G25F08	0592-0592-535	ePM1>75%	F8	8	535	6,40	3400	165	2,50
MB8G25F10	0592-0592-535	ePM1>75%	F8	10	535	8,00	3400	155	3,00

MULTIBAG-GF-635

Glass Fiber Pocket Filters



MB7G25F08-0592-0592-635



FILTER CODE STRUCTURE

Type	MB	MULTIBAG-GF
Class EN779-2012 Class ISO16890	7	F7 ePM1
Frame	G	G: Galvanized - P: Plastic
Header Thickness	25	25 mm
Media	F	Glass Fiber Media
Pocket Number	08	8 Pockets
Size		0592-0592-635

APPLICATIONS

- In ventilation and air conditioning systems
- Fine filtering keeps airborne particles and aerosols
- Large filtration surface, high flow rate, low initial pressure drop
- Provides low operating costs

TECHNICAL SPECIFICATIONS

Class	M6	F7	F8
EN779-2012			
Class	ePM2,5	ePM1	ePM1
ISO16890			
Av. Efficiency	80%	85%	90%
EN779-2012			
Av. Efficiency	60%	60%	70%
ISO16890			
Max. Temperature	80°C		
Relative Humidity	100%		
Rec. Final Pres. Drop	EN779-2012	450 Pa.	
	ISO16890	300 Pa.	
Filter Stage	II - III		

MULTIBAG-GF-635 Series Technical Data

Code	Size W x L x D	Filter Class ISO 16890	Filter Class EN 779-2012	Number of Pockets	Depth mm	Area m ²	Air Flow m ³ /h	In.Pres. Drop (Pa)	Weight kg
MB6G25F04	0287-0592-635	ePM2,5>60%	M6	4	635	3,10	1700	70	1,35
MB6G25F05	0287-0592-635	ePM2,5>60%	M6	5	635	4,00	1700	60	1,50
MB6G25F06	0490-0592-635	ePM2,5>60%	M6	6	635	4,80	2800	70	2,00
MB6G25F08	0490-0592-635	ePM2,5>60%	M6	8	635	6,40	2800	60	2,30
MB6G25F08	0592-0592-635	ePM2,5>60%	M6	8	635	6,40	3400	70	2,50
MB6G25F10	0592-0592-635	ePM2,5>60%	M6	10	635	8,00	3400	60	3,00

Code	Size W x L x D	Filter Class ISO 16890	Filter Class EN 779-2012	Number of Pockets	Depth mm	Area m ²	Air Flow m ³ /h	In.Pres. Drop (Pa)	Weight kg
MB7G25F04	0287-0592-635	ePM1>60%	F7	4	635	3,10	1700	95	1,35
MB7G25F05	0287-0592-635	ePM1>60%	F7	5	635	4,00	1700	90	1,50
MB7G25F06	0490-0592-635	ePM1>60%	F7	6	635	4,80	2800	95	2,00
MB7G25F08	0490-0592-635	ePM1>60%	F7	8	635	6,40	2800	90	2,30
MB7G25F08	0592-0592-635	ePM1>60%	F7	8	635	6,40	3400	95	2,50
MB7G25F10	0592-0592-635	ePM1>60%	F7	10	635	8,00	3400	90	3,00

Code	Size W x L x D	Filter Class ISO 16890	Filter Class EN 779-2012	Number of Pockets	Depth mm	Area m ²	Air Flow m ³ /h	In.Pres. Drop (Pa)	Weight kg
MB8G25F04	0287-0592-635	ePM1>75%	F8	4	635	3,10	1700	150	1,35
MB8G25F05	0287-0592-635	ePM1>75%	F8	5	635	4,00	1700	145	1,50
MB8G25F06	0490-0592-635	ePM1>75%	F8	6	635	4,80	2800	155	2,00
MB8G25F08	0490-0592-635	ePM1>75%	F8	8	635	6,40	2800	145	2,30
MB8G25F08	0592-0592-635	ePM1>75%	F8	8	635	6,40	3400	150	2,50
MB8G25F10	0592-0592-635	ePM1>75%	F8	10	635	8,00	3400	145	3,00

MULTIBAG-GS-535

Synthetic Pocket Filter



MB7G25S08-0592-0592-535



APPLICATIONS

- In ventilation and air conditioning systems
- Fine filtering keeps airborne particles and aerosols
- Large filtration surface, high flow rate, low initial pressure drop
- Provides low operating costs

FILTER CODE STRUCTURE

Type	MB	MULTIBAG-GS
Class EN 779-2012 Class ISO 16890	7	F7 ePM1
Frame	G	G: Galvanized - P: Plastic
Header Thickness	25	25 mm
Media	S	Synthetic Media
Pocket Number	08	8 Pockets
Size		0592-0592-535

Fire Resistance Class K1/F1 According to DIN 53438

TECHNICAL SPECIFICATIONS

Class EN 779-2012	M6	F7	F8
Class ISO 16890	ePM2,5	ePM1	ePM1
Av. Efficiency EN 779-2012	80%	85%	90%
Av. Efficiency ISO 16890	60%	60%	70%
Max. Temperature	80°C		
Relative Humidity	100 %		
Rec. Final Pres. Drop	EN 779-2012	450 Pa.	
	ISO 16890	300 Pa.	
Filter Stage	II - III		

MULTIBAG-GF-535 Series Technical Data

Code	Size W x L x D	Filter Class ISO 16890	Filter Class EN 779-2012	Number of Pockets	Depth mm	Area m ²	Air Flow m ³ /h	In.Pres. Drop (Pa)	Weight kg
MB6G25S03	0287-0592-535	ePM2,5>60%	M6	3	535	2,00	850	80	1,16
MB6G25S04	0287-0592-535	ePM2,5>60%	M6	4	535	2,65	1100	70	1,35
MB6G25S05	0490-0592-535	ePM2,5>60%	M6	5	535	3,40	1400	80	1,85
MB6G25S06	0490-0592-535	ePM2,5>60%	M6	6	535	4,00	1700	70	2,00
MB6G25S06	0592-0592-535	ePM2,5>60%	M6	6	535	4,00	1700	70	2,10
MB6G25S08	0592-0592-535	ePM2,5>60%	M6	8	535	5,50	2550	70	2,50
MB6G25S10	0592-0592-535	ePM2,5>60%	M6	10	535	6,75	3000	80	3,00

Code	Size W x L x D	Filter Class ISO 16890	Filter Class EN 779-2012	Number of Pockets	Depth mm	Area m ²	Air Flow m ³ /h	In.Pres. Drop (Pa)	Weight kg
MB7G25S03	0287-0592-535	ePM1>60%	F7	3	535	2,00	850	110	1,16
MB7G25S04	0287-0592-535	ePM1>60%	F7	4	535	2,65	1100	100	1,35
MB7G25S05	0490-0592-535	ePM1>60%	F7	5	535	3,40	1400	110	1,85
MB7G25S06	0490-0592-535	ePM1>60%	F7	6	535	4,00	1700	100	2,00
MB7G25S06	0592-0592-535	ePM1>60%	F7	6	535	4,00	1700	100	2,10
MB7G25S08	0592-0592-535	ePM1>60%	F7	8	535	5,50	2550	100	2,50
MB7G25S10	0592-0592-535	ePM1>60%	F7	10	535	6,75	3000	110	3,00

Code	Size W x L x D	Filter Class ISO 16890	Filter Class EN 779-2012	Number of Pockets	Depth mm	Area m ²	Air Flow m ³ /h	In.Pres. Drop (Pa)	Weight kg
MB8G25S03	0287-0592-535	ePM1>75%	F8	3	535	2,00	850	120	1,16
MB8G25S04	0287-0592-535	ePM1>75%	F8	4	535	2,65	1100	110	1,35
MB8G25S05	0490-0592-535	ePM1>75%	F8	5	535	3,40	1400	120	1,85
MB8G25S06	0490-0592-535	ePM1>75%	F8	6	535	4,00	1700	110	2,00
MB8G25S06	0592-0592-535	ePM1>75%	F8	6	535	4,00	1700	110	2,10
MB8G25S08	0592-0592-535	ePM1>75%	F8	8	535	5,50	2550	110	2,50
MB8G25S10	0592-0592-535	ePM1>75%	F8	10	535	6,75	3000	120	3,00

MULTIBAG-GS-635

Synthetic Pocket Filter



MB7G25S08-0592-0592-635



APPLICATIONS

- In ventilation and air conditioning systems
- Fine filtering keeps airborne particles and aerosols
- Large filtration surface, high flow rate, low initial pressure drop
- Provides low operating costs

FILTER CODE STRUCTURE

Type	MB	MULTIBAG-GS
Class EN 779-2012 Class ISO 16890	7	F7 ePM1
Frame	G	G: Galvanized - P: Plastic
Header Thickness	25	25 mm
Media	S	Synthetic Media
Pocket Number	08	8 Pockets
Size		0592-0592-635

Fire Resistance Class K1/F1 According to DIN 53438

TECHNICAL SPECIFICATIONS

Class	M6	F7	F8
EN 779-2012			
Class			
ISO 16890	ePM2,5	ePM1	ePM1
Av. Efficiency			
EN 779-2012	80%	85%	90%
Av. Efficiency			
ISO 16890	60%	60%	70%
Max. Temperature	80°C		
Relative Humidity	100 %		
Rec. Final Pres. Drop	EN 779-2012	450 Pa.	
	ISO 16890	300 Pa.	
Filter Stage	II - III		

MULTIBAG-GF-635 Series Technical Data

Code	Size W x L x D	Filter Class ISO 16890	Filter Class EN 779-2012	Number of Pockets	Depth mm	Area m ²	Air Flow m ³ /h	In.Pres. Drop (Pa)	Weight kg
MB6G25S03	0287-0592-635	ePM2,5>60%	M6	3	635	2,40	850	60	1,16
MB6G25S04	0287-0592-635	ePM2,5>60%	M6	4	635	3,20	1100	55	1,35
MB6G25S05	0490-0592-635	ePM2,5>60%	M6	5	635	4,00	1400	50	1,85
MB6G25S06	0490-0592-635	ePM2,5>60%	M6	6	635	4,80	1700	60	2,00
MB6G25S06	0592-0592-635	ePM2,5>60%	M6	6	635	4,80	1700	60	2,10
MB6G25S08	0592-0592-635	ePM2,5>60%	M6	8	635	6,40	2550	55	2,50
MB6G25S10	0592-0592-635	ePM2,5>60%	M6	10	635	8,00	3000	60	3,00

Code	Size W x L x D	Filter Class ISO 16890	Filter Class EN 779-2012	Number of Pockets	Depth mm	Area m ²	Air Flow m ³ /h	In.Pres. Drop (Pa)	Weight kg
MB7G25S03	0287-0592-635	ePM1>60%	F7	3	635	2,40	850	90	1,16
MB7G25S04	0287-0592-635	ePM1>60%	F7	4	635	3,20	1100	85	1,35
MB7G25S05	0490-0592-635	ePM1>60%	F7	5	635	4,00	1400	90	1,85
MB7G25S06	0490-0592-635	ePM1>60%	F7	6	635	4,80	1700	90	2,00
MB7G25S06	0592-0592-635	ePM1>60%	F7	6	635	4,80	1700	90	2,10
MB7G25S08	0592-0592-635	ePM1>60%	F7	8	635	6,40	2550	85	2,50
MB7G25S10	0592-0592-635	ePM1>60%	F7	10	635	8,00	3000	90	3,00

Code	Size W x L x D	Filter Class ISO 16890	Filter Class EN 779-2012	Number of Pockets	Depth mm	Area m ²	Air Flow m ³ /h	In.Pres. Drop (Pa)	Weight kg
MB8G25S03	0287-0592-635	ePM1>75%	F8	3	635	2,40	850	110	1,16
MB8G25S04	0287-0592-635	ePM1>75%	F8	4	635	3,20	1100	100	1,35
MB8G25S05	0490-0592-635	ePM1>75%	F8	5	635	4,00	1400	110	1,85
MB8G25S06	0490-0592-635	ePM1>75%	F8	6	635	4,80	1700	100	2,00
MB8G25S06	0592-0592-635	ePM1>75%	F8	6	635	4,80	1700	100	2,10
MB8G25S08	0592-0592-635	ePM1>75%	F8	8	635	6,40	2550	100	2,50
MB8G25S10	0592-0592-635	ePM1>75%	F8	10	635	8,00	3000	110	3,00

MINIPAN-48-PRK & MINIPAN-96-PRL Series

Mini Pleated Compact Filters



MN7PRKNOXX-0592-0592-48



APPLICATIONS

- For high efficiency air filtration
- Reduced dimensions and high flow filter units
- Rigid structure provides excellent precision filtration

OPTIONS

- Optional protection grid
 - Optional seal
-
- Frame Thickness
48-88-96 mm
-

FILTER CODE STRUCTURE

Type	MN	MINIPAN
Class EN 779-2012 Class ISO 16890	7	F7 ePM1
Frame	P	Plastic
Media	R	Micro Glass Fibre
Pleat Depth	K	35 mm (with glue)
Flange Type	N	No Flange
Surface Grid	0	Without Face Grids
Gasket Type	X	Without Gasket
Gasket Direction	X	No
Size		0592-0592-48

TECHNICAL SPECIFICATIONS

Class	M5	M6	F7	F8	F9
EN 779-2012					
Class ISO 16890	ePM10	ePM2,5	ePM1	ePM1	ePM1
Av. Efficiency EN 779-2012	60%	80%	85%	90%	95%
Av. Efficiency ISO 16890	60%	60%	60%	75%	85%
Max. Temperature	80°C				
Relative Humidity	100%				
Rec. Final Pres. Drop	EN 779-2012		450 Pa.		
	ISO 16890		300 Pa.		
Filter Stage	II - III				

MINIPAN-48-PRK & MINIPAN-96-PRL Series Technical Data

Code	Size W x L x D	Filter Class ISO 16890	Filter Class EN 779-2012	Depth mm	Area m ²	Air Flow m ³ /h	In.Pressure Drop (pa)	Weight kg
MN6PRKNOXX	0287-0592-048	ePM2,5>60%	M6	48	2,85	1000	80	2,00
MN6PRKNOXX	0492-0592-048	ePM2,5>60%	M6	48	5,00	1600	80	3,50
MN6PRKNOXX	0592-0592-048	ePM2,5>60%	M6	48	6,00	2000	80	4,00

Code	Size W x L x D	Filter Class ISO 16890	Filter Class EN 779-2012	Depth mm	Area m ²	Air Flow m ³ /h	In.Pressure Drop (pa)	Weight kg
MN7PRKNOXX	0287-0592-048	ePM1>60%	F7	48	2,85	1000	100	2,00
MN7PRKNOXX	0492-0592-048	ePM1>60%	F7	48	5,00	1600	100	3,50
MN7PRKNOXX	0592-0592-048	ePM1>60%	F7	48	6,00	2000	100	4,00

Code	Size W x L x D	Filter Class ISO 16890	Filter Class EN 779-2012	Depth mm	Area m ²	Air Flow m ³ /h	In.Pressure Drop (pa)	Weight kg
MN8PRKNOXX	0287-0592-048	ePM1>75%	F8	48	2,85	1000	120	2,00
MN8PRKNOXX	0492-0592-048	ePM1>75%	F8	48	5,00	1600	120	3,50
MN8PRKNOXX	0592-0592-048	ePM1>75%	F8	48	6,00	2000	120	4,00

Code	Size W x L x D	Filter Class ISO 16890	Filter Class EN 779-2012	Depth mm	Area m ²	Air Flow m ³ /h	In.Pressure Drop (pa)	Weight kg
MN9PRKNOXX	0287-0592-048	ePM1>85%	F9	48	2,85	1000	150	2,00
MN9PRKNOXX	0492-0592-048	ePM1>85%	F9	48	5,00	1600	150	3,50
MN9PRKNOXX	0592-0592-048	ePM1>85%	F9	48	6,00	2000	150	4,00

Code	Size W x L x D	Filter Class ISO 16890	Filter Class EN 779-2012	Depth mm	Area m ²	Air Flow m ³ /h	In.Pressure Drop (pa)	Weight kg
MN6PRLNOXX	0287-0592-096	ePM2,5>60%	M6	96	5,50	1250	85	2,50
MN6PRLNOXX	0492-0592-096	ePM2,5>60%	M6	96	9,00	2100	85	4,30
MN6PRLNOXX	0592-0592-096	ePM2,5>60%	M6	96	11,00	2900	85	6,65

Code	Size W x L x D	Filter Class ISO 16890	Filter Class EN 779-2012	Depth mm	Area m ²	Air Flow m ³ /h	In.Pressure Drop (pa)	Weight kg
MN7PRLNOXX	0287-0592-096	ePM1>60%	F7	96	5,50	1250	100	2,50
MN7PRLNOXX	0492-0592-096	ePM1>60%	F7	96	9,00	2100	100	4,30
MN7PRLNOXX	0592-0592-096	ePM1>60%	F7	96	11,00	2900	100	6,65

Code	Size W x L x D	Filter Class ISO 16890	Filter Class EN 779-2012	Depth mm	Area m ²	Air Flow m ³ /h	In.Pressure Drop (pa)	Weight kg
MN8PRLNOXX	0287-0592-096	ePM1>75%	F8	96	5,50	1250	115	2,50
MN8PRLNOXX	0492-0592-096	ePM1>75%	F8	96	9,00	2100	115	4,30
MN8PRLNOXX	0592-0592-096	ePM1>75%	F8	96	11,00	2900	115	6,65

Code	Size W x L x D	Filter Class ISO 16890	Filter Class EN 779-2012	Depth mm	Area m ²	Air Flow m ³ /h	In.Pressure Drop (pa)	Weight kg
MN9PRLNOXX	0287-0592-096	ePM1>85%	F9	96	5,50	1250	130	2,50
MN9PRLNOXX	0492-0592-096	ePM1>85%	F9	96	9,00	2100	130	4,30
MN9PRLNOXX	0592-0592-096	ePM1>85%	F9	96	11,00	2900	130	6,65

MINIPAN-48-GRK & MINIPAN-96-GRL Series

Mini Pleated Compact Filters



MN76RLN1P6-0592-0592-96



APPLICATIONS

- For high efficiency air filtration
- Reduced dimensions and high flow filter units
- Rigid structure provides excellent precision filtration

OPTIONS

- Optional protection grid
- Optional seal

FILTER CODE STRUCTURE

Type	MN	MINIPAN
Class EN 779-2012 Class ISO 16890	7	F7 ePM1
Frame	G	Galvanized
Media	R	Micro Glass Fibre
Pleat Depth	L	83 mm (with glue)
Flange Type	N	No Flange
Surface Grid	0	Without Face Grids
Gasket Type	X	Without Gasket
Gasket Direction	X	No

TECHNICAL SPECIFICATIONS

Class	M5	M6	F7	F8	F9
EN 779-2012					
Class ISO 16890	ePM10	ePM2,5	ePM1	ePM1	ePM1
Av. Efficiency EN 779-2012	60%	80%	85%	90%	95%
Av. Efficiency ISO 16890	60%	60%	60%	75%	85%
Max. Temperature	80°C				
Relative Humidity	100%				
Rec. Final Pres. Drop	EN 779-2012		450 Pa.		
	ISO 16890		300 Pa.		
Filter Stage	II - III				

MINIPAN-48-GRK & MINIPAN-96-GRL Series Technical Data

Code	Size W x L x D	Filter Class ISO 16890	Filter Class EN 779-2012	Depth mm	Area m ²	Air Flow m ³ /h	In. Pressure Drop (pa)	Weight kg
MN6GRKNOXX	0287-0592-048	ePM2,5>60%	M6	48	2,85	1000	80	2,00
MN6GRKNOXX	0492-0592-048	ePM2,5>60%	M6	48	5,00	1600	80	3,50
MN6GRKNOXX	0592-0592-048	ePM2,5>60%	M6	48	6,00	2000	80	4,00

Code	Size W x L x D	Filter Class ISO 16890	Filter Class EN 779-2012	Depth mm	Area m ²	Air Flow m ³ /h	In. Pressure Drop (pa)	Weight kg
MN7GRKNOXX	0287-0592-048	ePM1>60%	F7	48	2,85	1000	100	2,00
MN7GRKNOXX	0492-0592-048	ePM1>60%	F7	48	5,00	1600	100	3,50
MN7GRKNOXX	0592-0592-048	ePM1>60%	F7	48	6,00	2000	100	4,00

Code	Size W x L x D	Filter Class ISO 16890	Filter Class EN 779-2012	Depth mm	Area m ²	Air Flow m ³ /h	In. Pressure Drop (pa)	Weight kg
MN8GRKNOXX	0287-0592-048	ePM1>75%	F8	48	2,85	1000	120	2,00
MN8GRKNOXX	0492-0592-048	ePM1>75%	F8	48	5,00	1600	120	3,50
MN8GRKNOXX	0592-0592-048	ePM1>75%	F8	48	6,00	2000	120	4,00

Code	Size W x L x D	Filter Class ISO 16890	Filter Class EN 779-2012	Depth mm	Area m ²	Air Flow m ³ /h	In. Pressure Drop (pa)	Weight kg
MN9GRKNOXX	0287-0592-048	ePM1>85%	F9	48	2,85	1000	150	2,00
MN9GRKNOXX	0492-0592-048	ePM1>85%	F9	48	5,00	1600	150	3,50
MN9GRKNOXX	0592-0592-048	ePM1>85%	F9	48	6,00	2000	150	4,00

Code	Size W x L x D	Filter Class ISO 16890	Filter Class EN 779-2012	Depth mm	Area m ²	Air Flow m ³ /h	In. Pressure Drop (pa)	Weight kg
MN6GRLNOXX	0287-0592-096	ePM2,5>60%	M6	96	5,50	1450	80	2,50
MN6GRLNOXX	0492-0592-096	ePM2,5>60%	M6	96	9,00	2400	80	4,30
MN6GRLNOXX	0592-0592-096	ePM2,5>60%	M6	96	11,00	2900	80	6,65

Code	Size W x L x D	Filter Class ISO 16890	Filter Class EN 779-2012	Depth mm	Area m ²	Air Flow m ³ /h	In. Pressure Drop (pa)	Weight kg
MN7GRLNOXX	0287-0592-096	ePM1>60%	F7	96	5,50	1450	90	2,50
MN7GRLNOXX	0492-0592-096	ePM1>60%	F7	96	9,00	2400	90	4,30
MN7GRLNOXX	0592-0592-096	ePM1>60%	F7	96	11,00	2900	90	6,65

Code	Size W x L x D	Filter Class ISO 16890	Filter Class EN 779-2012	Depth mm	Area m ²	Air Flow m ³ /h	In. Pressure Drop (pa)	Weight kg
MN8GRLNOXX	0287-0592-096	ePM1>75%	F8	96	5,50	1450	105	2,50
MN8GRLNOXX	0492-0592-096	ePM1>75%	F8	96	9,00	2400	105	4,30
MN8GRLNOXX	0592-0592-096	ePM1>75%	F8	96	11,00	2900	105	6,65

Code	Size W x L x D	Filter Class ISO 16890	Filter Class EN 779-2012	Depth mm	Area m ²	Air Flow m ³ /h	In. Pressure Drop (pa)	Weight kg
MN9GRLNOXX	0287-0592-096	ePM1>85%	F9	96	5,50	1450	150	2,50
MN9GRLNOXX	0492-0592-096	ePM1>85%	F9	96	9,00	2400	150	4,30
MN9GRLNOXX	0592-0592-096	ePM1>85%	F9	96	11,00	2900	150	6,65

MULTICELL-130-PRL Series

Mini Pleated Compact Filters



MC7PRL25T1XX-0592-0592-130



APPLICATIONS

- For high efficiency air filtration
- Reduced dimensions and high flow filter units
- Rigid structure provides excellent precision filtration

OPTIONS

- Optional protection grid
- Optional seal

FILTER CODE STRUCTURE

Type	MC	MULTICELL
Class EN 779-2012 Class ISO 16890	7	F7 ePM1
Frame	P	Plastic
Media	R	Micro Glass Fibre
Pleat Depth	L	98 mm
Header Thickness	25	25 mm
Flange Type	T	Single Flange
Surface Grid	1	Face Grid Air Outlet
Gasket Type	X	Without Gasket
Gasket Direction	X	No
Size		0592-0592-130

TECHNICAL SPECIFICATIONS

Class	M5	M6	F7	F8	F9
Class EN 779-2012					
Class ISO 16890	ePM10	ePM2,5	ePM1	ePM1	ePM1
Av. Efficiency EN 779-2012	60%	80%	85%	90%	95%
Av. Efficiency ISO 16890	60%	60%	60%	75%	85%
Max. Temperature	80°C				
Relative Humidity	100%				
Rec. Final Pres. Drop	EN 779-2012		450 Pa.		
	ISO 16890		300 Pa.		
Filter Stage	II - III				

MULTICELL-130-PRL Series Technical Data

Code	Size W x L x D	Filter Class ISO 16890	Filter Class EN 779-2012	Depth mm	Area m ²	Air Flow m ³ /h	In.Pres. Drop [Pa]	Weight kg
MC6PRL25T1XX	0287-0592-130	ePM2,5>60%	M6	130	6,00	1700	100	3,50
MC6PRL25T1XX	0492-0592-130	ePM2,5>60%	M6	130	12,00	2800	100	5,00
MC6PRL25T1XX	0592-0592-130	ePM2,5>60%	M6	130	14,00	3400	100	5,80

Code	Size W x L x D	Filter Class ISO 16890	Filter Class EN 779-2012	Depth mm	Area m ²	Air Flow m ³ /h	In.Pres. Drop [Pa]	Weight kg
MC7PRL25T1XX	0287-0592-130	ePM1>60%	F7	130	6,00	1700	130	3,50
MC7PRL25T1XX	0490-0592-130	ePM1>60%	F7	130	12,00	2800	130	5,00
MC7PRL25T1XX	0592-0592-130	ePM1>60%	F7	130	14,00	3400	130	5,80

Code	Size W x L x D	Filter Class ISO 16890	Filter Class EN 779-2012	Depth mm	Area m ²	Air Flow m ³ /h	In.Pres. Drop [Pa]	Weight kg
MC8PRL25T1XX	0287-0592-130	ePM1>75%	F8	130	6,00	1700	150	3,50
MC8PRL25T1XX	0490-0592-130	ePM1>75%	F8	130	12,00	2800	150	5,00
MC8PRL25T1XX	0592-0592-130	ePM1>75%	F8	130	14,00	3400	150	5,80

Code	Size W x L x D	Filter Class ISO 16890	Filter Class EN 779-2012	Depth mm	Area m ²	Air Flow m ³ /h	In.Pres. Drop [Pa]	Weight kg
MC9PRL25T1XX	0287-0592-130	ePM1>85%	F9	130	6,00	1700	170	3,50
MC9PRL25T1XX	0490-0592-130	ePM1>85%	F9	130	12,00	2800	170	5,00
MC9PRL25T1XX	0592-0592-130	ePM1>85%	F9	130	14,00	3400	170	5,80

MULTICELL-130-PRL Series

Mini Pleated Compact Filters



MC7PRL20T1XX-0592-0592-130



APPLICATIONS

- For high efficiency air filtration
- Reduced dimensions and high flow filter units
- Rigid structure provides excellent precision filtration

OPTIONS

- Optional protection grid
- Optional seal

FILTER CODE STRUCTURE

Type	MC	MULTICELL
Class EN 779-2012 Class ISO 16890	7	F7 ePM1
Frame	P	Plastic
Media	R	Micro Glass Fibre
Pleat Depth	L	98 mm
Header Thickness	20	20 mm
Flange Type	T	Single Flange
Surface Grid	1	Face Grid Air Outlet
Gasket Type	X	Without Gasket
Gasket Direction	X	No
Size		0592-0592-130

TECHNICAL SPECIFICATIONS

Class	M5	M6	F7	F8	F9
EN 779-2012					
Class ISO 16890	ePM10	ePM2,5	ePM1	ePM1	ePM1
Av. Efficiency EN 779-2012	60%	80%	85%	90%	95%
Av. Efficiency ISO 16890	60%	60%	60%	75%	85%
Max. Temperature	80°C				
Relative Humidity	100%				
Rec. Final Pres. Drop	EN 779-2012		450 Pa.		
	ISO 16890		300 Pa.		
Filter Stage	II - III				

MULTICELL-130-PRL Series Technical Data

Code	Size W x L x D	Filter Class ISO 16890	Filter Class EN 779-2012	Depth mm	Area m ²	Air Flow m ³ /h	In.Pres. Drop [Pa]	Weight kg
MC6PRL20T1XX	0287-0592-130	ePM2,5>60%	M6	130	6,00	1700	100	3,50
MC6PRL20T1XX	0492-0592-130	ePM2,5>60%	M6	130	12,00	2800	100	5,00
MC6PRL20T1XX	0592-0592-130	ePM2,5>60%	M6	130	14,00	3400	100	5,80

Code	Size W x L x D	Filter Class ISO 16890	Filter Class EN 779-2012	Depth mm	Area m ²	Air Flow m ³ /h	In.Pres. Drop [Pa]	Weight kg
MC7PRL20T1XX	0287-0592-130	ePM1>60%	F7	130	6,00	1700	130	3,50
MC7PRL20T1XX	0490-0592-130	ePM1>60%	F7	130	12,00	2800	130	5,00
MC7PRL20T1XX	0592-0592-130	ePM1>60%	F7	130	14,00	3400	130	5,80

Code	Size W x L x D	Filter Class ISO 16890	Filter Class EN 779-2012	Depth mm	Area m ²	Air Flow m ³ /h	In.Pres. Drop [Pa]	Weight kg
MC8PRL20T1XX	0287-0592-130	ePM1>75%	F8	130	6,00	1700	150	3,50
MC8PRL20T1XX	0490-0592-130	ePM1>75%	F8	130	12,00	2800	150	5,00
MC8PRL20T1XX	0592-0592-130	ePM1>75%	F8	130	14,00	3400	150	5,80

Code	Size W x L x D	Filter Class ISO 16890	Filter Class EN 779-2012	Depth mm	Area m ²	Air Flow m ³ /h	In.Pres. Drop [Pa]	Weight kg
MC9PRL20T1XX	0287-0592-130	ePM1>85%	F9	130	6,00	1700	170	3,50
MC9PRL20T1XX	0490-0592-130	ePM1>85%	F9	130	12,00	2800	170	5,00
MC9PRL20T1XX	0592-0592-130	ePM1>85%	F9	130	14,00	3400	170	5,80

MULTICELL-130-PRM Series

Mini Pleated Compact Filters



MC7PRM25T1XX-0592-0592-130



APPLICATIONS

- For high efficiency air filtration
- Reduced dimensions and high flow filter units
- Rigid structure provides excellent precision filtration

OPTIONS

- Optional protection grid
- Optional seal

FILTER CODE STRUCTURE

Type	MC	MULTICELL
Class EN 779-2012 Class ISO 16890	7	F7 ePM1
Frame	P	Plastic
Media	R	Micro Glass Fibre
Pleat Depth	M	58 mm
Header Thickness	25	25 mm
Flange Type	T	Single Flange
Surface Grid	1	Face Grid Air Outlet
Gasket Type	X	Without Gasket
Gasket Direction	X	No
Size		0592-0592-130

TECHNICAL SPECIFICATIONS

Class	M5	M6	F7	F8	F9
EN 779-2012					
Class ISO 16890	ePM10	ePM2,5	ePM1	ePM1	ePM1
Av. Efficiency EN 779-2012	60%	80%	85%	90%	95%
Av. Efficiency ISO 16890	60%	60%	60%	75%	85%
Max. Temperature	80°C				
Relative Humidity	100%				
Rec. Final Pres. Drop	EN 779-2012		450 Pa.		
	ISO 16890		300 Pa.		
Filter Stage	II - III				

MULTICELL-130-PRM Series Technical Data

Code	Size W x L x D	Filter Class ISO 16890	Filter Class EN 779-2012	Depth mm	Area m ²	Air Flow m ³ /h	In.Pres. Drop [Pa]	Weight kg
MC6PRM25T1XX	0287-0592-130	ePM2,5>60%	M6	130	3,20	1125	60	3,50
MC6PRM25T1XX	0490-0592-130	ePM2,5>60%	M6	130	5,20	1800	60	5,00
MC6PRM25T1XX	0592-0592-130	ePM2,5>60%	M6	130	6,50	2250	60	5,80

Code	Size W x L x D	Filter Class ISO 16890	Filter Class EN 779-2012	Depth mm	Area m ²	Air Flow m ³ /h	In.Pres. Drop [Pa]	Weight kg
MC7PRM25T1XX	0287-0592-130	ePM1>60%	F7	130	3,20	1125	80	3,50
MC7PRM25T1XX	0490-0592-130	ePM1>60%	F7	130	5,20	1800	80	5,00
MC7PRM25T1XX	0592-0592-130	ePM1>60%	F7	130	6,50	2250	80	5,80

Code	Size W x L x D	Filter Class ISO 16890	Filter Class EN 779-2012	Depth mm	Area m ²	Air Flow m ³ /h	In.Pres. Drop [Pa]	Weight kg
MC8PRM25T1XX	0287-0592-130	ePM1>75%	F8	130	3,20	1125	110	3,50
MC8PRM25T1XX	0490-0592-130	ePM1>75%	F8	130	5,20	1800	110	5,00
MC8PRM25T1XX	0592-0592-130	ePM1>75%	F8	130	6,50	2250	110	5,80

Code	Size W x L x D	Filter Class ISO 16890	Filter Class EN 779-2012	Depth mm	Area m ²	Air Flow m ³ /h	In.Pres. Drop [Pa]	Weight kg
MC9PRM25T1XX	0287-0592-130	ePM1>85%	F9	130	3,20	1125	150	3,50
MC9PRM25T1XX	0490-0592-130	ePM1>85%	F9	130	5,20	1800	150	5,00
MC9PRM25T1XX	0592-0592-130	ePM1>85%	F9	130	6,50	2250	150	5,80

MULTICELL-130-PRM Series

Mini Pleated Compact Filters



MC7PRM20T1XX-0592-0592-130



APPLICATIONS

- For high efficiency air filtration
- Reduced dimensions and high flow filter units
- Rigid structure provides excellent precision filtration

OPTIONS

- Optional protection grid
- Optional seal

FILTER CODE STRUCTURE

Type	MC	MULTICELL
Class EN 779-2012 Class ISO 16890	7	F7 ePM1
Frame	P	Plastic
Media	R	Micro Glass Fibre
Pleat Depth	M	58 mm
Header Thickness	20	20 mm
Flange Type	T	Single Flange
Surface Grid	1	Face Grid Air Outlet
Gasket Type	X	Without Gasket
Gasket Direction	X	No
Size		0592-0592-130

TECHNICAL SPECIFICATIONS

Class	M5	M6	F7	F8	F9
Class EN 779-2012					
Class ISO 16890	ePM10	ePM2,5	ePM1	ePM1	ePM1
Av. Efficiency EN 779-2012	60%	80%	85%	90%	95%
Av. Efficiency ISO 16890	60%	60%	60%	75%	85%
Max. Temperature	80°C				
Relative Humidity	100%				
Rec. Final Pres. Drop	EN 779-2012		450 Pa.		
	ISO 16890		300 Pa.		
Filter Stage	II - III				

MULTICELL-130-PRM Series Technical Data

Code	Size W x L x D	Filter Class ISO 16890	Filter Class EN 779-2012	Depth mm	Area m ²	Air Flow m ³ /h	In.Pres. Drop [Pa]	Weight kg
MC6PRM20T1XX	0287-0592-130	ePM2,5>60%	M6	130	3,20	1125	60	3,50
MC6PRM20T1XX	0490-0592-130	ePM2,5>60%	M6	130	5,20	1800	60	5,00
MC6PRM20T1XX	0592-0592-130	ePM2,5>60%	M6	130	6,50	2250	60	5,80

Code	Size W x L x D	Filter Class ISO 16890	Filter Class EN 779-2012	Depth mm	Area m ²	Air Flow m ³ /h	In.Pres. Drop [Pa]	Weight kg
MC7PRM20T1XX	0287-0592-130	ePM1>60%	F7	130	3,20	1125	80	3,50
MC7PRM20T1XX	0490-0592-130	ePM1>60%	F7	130	5,20	1800	80	5,00
MC7PRM20T1XX	0592-0592-130	ePM1>60%	F7	130	6,50	2250	80	5,80

Code	Size W x L x D	Filter Class ISO 16890	Filter Class EN 779-2012	Depth mm	Area m ²	Air Flow m ³ /h	In.Pres. Drop [Pa]	Weight kg
MC8PRM20T1XX	0287-0592-130	ePM1>75%	F8	130	3,20	1125	110	3,50
MC8PRM20T1XX	0490-0592-130	ePM1>75%	F8	130	5,20	1800	110	5,00
MC8PRM20T1XX	0592-0592-130	ePM1>75%	F8	130	6,50	2250	110	5,80

Code	Size W x L x D	Filter Class ISO 16890	Filter Class EN 779-2012	Depth mm	Area m ²	Air Flow m ³ /h	In.Pres. Drop [Pa]	Weight kg
MC9PRM20T1XX	0287-0592-130	ePM1>85%	F9	130	3,20	1125	150	3,50
MC9PRM20T1XX	0490-0592-130	ePM1>85%	F9	130	5,20	1800	150	5,00
MC9PRM20T1XX	0592-0592-130	ePM1>85%	F9	130	6,50	2250	150	5,80

MULTICELL-150-GRM Series

Mini Pleated Compact Filters



MC76RM25T1XX-0592-0592-150



APPLICATIONS

- For high efficiency air filtration
- Reduced dimensions and high flow filter units
- Rigid structure provides excellent precision filtration

OPTIONS

- Optional protection grid
- Optional seal

FILTER CODE STRUCTURE

Type	MC	MULTICELL
Class EN 779-2012 Class ISO 16890	7	F7 ePM1
Frame	G	Galvanized
Media	R	Micro Glass Fibre
Header Thickness	25	25 mm
Pleat Depth	M	58 mm
Flange Type	T	Single Flange
Surface Grid	1	Face Grid Air Outlet
Gasket Type	X	Without Gasket
Gasket Direction	X	No
Size		0592-0592-150

TECHNICAL SPECIFICATIONS

Class	M5	M6	F7	F8	F9
EN 779-2012					
Class ISO 16890	ePM10	ePM2,5	ePM1	ePM1	ePM1
Av. Efficiency EN 779-2012	60%	80%	85%	90%	95%
Av. Efficiency ISO 16890	60%	60%	60%	75%	85%
Max. Temperature	80°C				
Relative Humidity	100%				
Rec. Final Pres. Drop	EN 779-2012		450 Pa.		
	ISO 16890		300 Pa.		
Filter Stage	II - III				

MULTICELL-150-GRM Series Technical Data

Code	Size W x L x D	Filter Class ISO 16890	Filter Class EN 779-2012	Depth mm	Area m ²	Air Flow m ³ /h	In.Pres. Drop [Pa]	Weight kg
MC6GRM25T1XX	0287-0592-150	ePM2,5>60%	M6	150	6,00	1700	100	3,50
MC6GRM25T1XX	0492-0592-150	ePM2,5>60%	M6	150	12,00	2800	100	5,00
MC6GRM25T1XX	0592-0592-150	ePM2,5>60%	M6	150	14,00	3400	100	5,80

Code	Size W x L x D	Filter Class ISO 16890	Filter Class EN 779-2012	Depth mm	Area m ²	Air Flow m ³ /h	In.Pres. Drop [Pa]	Weight kg
MC7GRM25T1XX	0287-0592-150	ePM1>60%	F7	150	6,00	1700	130	3,50
MC7GRM25T1XX	0490-0592-150	ePM1>60%	F7	150	12,00	2800	130	5,00
MC7GRM25T1XX	0592-0592-150	ePM1>60%	F7	150	14,00	3400	130	5,80

Code	Size W x L x D	Filter Class ISO 16890	Filter Class EN 779-2012	Depth mm	Area m ²	Air Flow m ³ /h	In.Pres. Drop [Pa]	Weight kg
MC8GRM25T1XX	0287-0592-150	ePM1>75%	F8	150	6,00	1700	150	3,50
MC8GRM25T1XX	0490-0592-150	ePM1>75%	F8	150	12,00	2800	150	5,00
MC8GRM25T1XX	0592-0592-150	ePM1>75%	F8	150	14,00	3400	150	5,80

Code	Size W x L x D	Filter Class ISO 16890	Filter Class EN 779-2012	Depth mm	Area m ²	Air Flow m ³ /h	In.Pres. Drop [Pa]	Weight kg
MC9GRM25T1XX	0287-0592-150	ePM1>85%	F9	150	6,00	1700	170	3,50
MC9GRM25T1XX	0490-0592-150	ePM1>85%	F9	150	12,00	2800	170	5,00
MC9GRM25T1XX	0592-0592-150	ePM1>85%	F9	150	14,00	3400	170	5,80

MULTICELL-150-GRL Series

Mini Pleated Compact Filters



MC76RL20T1XX-0592-0592-150



APPLICATIONS

- For high efficiency air filtration
- Reduced dimensions and high flow filter units
- Rigid structure provides excellent precision filtration

OPTIONS

- Optional protection grid
- Optional seal

FILTER CODE STRUCTURE

Type	MC	MULTICELL
Class EN 779-2012 Class ISO 16890	7	F7 ePM1
Frame	G	Galvanized
Media	R	Micro Glass Fibre
Header Thickness	20	20 mm
Pleat Depth	L	98 mm
Flange Type	T	Single Flange
Surface Grid	1	Face Grid Air Outlet
Gasket Type	X	Without Gasket
Gasket Direction	X	No
Size		0592-0592-150

TECHNICAL SPECIFICATIONS

Class	M5	M6	F7	F8	F9
EN 779-2012					
Class ISO 16890	ePM10	ePM2,5	ePM1	ePM1	ePM1
Av. Efficiency EN 779-2012	60%	80%	85%	90%	95%
Av. Efficiency ISO 16890	60%	60%	60%	75%	85%
Max. Temperature	80°C				
Relative Humidity	100%				
Rec. Final Pres. Drop	EN 779-2012		450 Pa.		
	ISO 16890		300 Pa.		
Filter Stage	II - III				

MULTICELL-150-GRL Series Technical Data

Code	Size W x L x D	Filter Class ISO 16890	Filter Class EN 779-2012	Depth mm	Area m ²	Air Flow m ³ /h	In.Pres. Drop [Pa]	Weight kg
MC6GRL20T1XX	0287-0592-150	ePM2,5>60%	M6	150	6,00	1700	100	3,50
MC6GRL20T1XX	0490-0592-150	ePM2,5>60%	M6	150	12,00	2800	100	5,00
MC6GRL20T1XX	0592-0592-150	ePM2,5>60%	M6	150	14,00	3400	100	5,80

Code	Size W x L x D	Filter Class ISO 16890	Filter Class EN 779-2012	Depth mm	Area m ²	Air Flow m ³ /h	In.Pres. Drop [Pa]	Weight kg
MC7GRL20T1XX	0287-0592-150	ePM1>60%	F7	150	6,00	1700	130	3,50
MC7GRL20T1XX	0490-0592-150	ePM1>60%	F7	150	12,00	2800	130	5,00
MC7GRL20T1XX	0592-0592-150	ePM1>60%	F7	150	14,00	3400	130	5,80

Code	Size W x L x D	Filter Class ISO 16890	Filter Class EN 779-2012	Depth mm	Area m ²	Air Flow m ³ /h	In.Pres. Drop [Pa]	Weight kg
MC8GRL20T1XX	0287-0592-150	ePM1>75%	F8	150	6,00	1700	150	3,50
MC8GRL20T1XX	0490-0592-150	ePM1>75%	F8	150	12,00	2800	150	5,00
MC8GRL20T1XX	0592-0592-150	ePM1>75%	F8	150	14,00	3400	150	5,80

Code	Size W x L x D	Filter Class ISO 16890	Filter Class EN 779-2012	Depth mm	Area m ²	Air Flow m ³ /h	In.Pres. Drop [Pa]	Weight kg
MC9GRL20T1XX	0287-0592-150	ePM1>85%	F9	150	6,00	1700	170	3,50
MC9GRL20T1XX	0490-0592-150	ePM1>85%	F9	150	12,00	2800	170	5,00
MC9GRL20T1XX	0592-0592-150	ePM1>85%	F9	150	14,00	3400	170	5,80

MULTIAS 292-GRT8

Aluminium Separator Filters



MA86R8T2YC-0592-0592-292



APPLICATIONS

- High temperature resistant Aluminium separator
- In high-flow filter unit applications
- Low initial pressure drop
- Optional gasket, flange, protection grid wire

FILTER CODE STRUCTURE

Type	MA	MULTI-AS
Class EN 779-2012 Class ISO 16890	8	F8 ePM1
Frame	G	Galvanized
Media and Separator	R	Glass Fiber Media with Aluminium Separator
Separator Depth	8	8 mm
Flange Type	T	Single Flange
Surface Grid	2	Both Side With Grids
Gasket Type	Y	High Temperature
Gasket Direction	C	Air Outlet
Size		0592-0592-292

TECHNICAL SPECIFICATIONS

Class	M5	M6	F7	F8	F9
EN 779-2012					
Class ISO 16890	ePM10	ePM2,5	ePM1	ePM1	ePM1
Av. Efficiency EN 779-2012	60%	80%	85%	90%	95%
Av. Efficiency ISO 16890	60%	60%	60%	75%	85%
Max. Temperature	250°C - 350°C				
Relative Humidity	100%				
Rec. Final Pres. Drop	EN 779-2012		450 Pa.		
	ISO 16890		300 Pa.		
Filter Stage	II - III				

MULTIAS292-GRT8 Series Technical Data

Code	Size W x L x D	Filter Class ISO 16890	Filter Class EN 779-2012	Depth mm	Area m ²	Air Flow m ³ /h	In. Pressure Drop (pa)	Weight kg
MA6GR8T2YC	0287-0592-292	ePM2,5>60%	M6	292	6,00	1500	115	6,00
MA6GR8T2YC	0592-0592-292	ePM2,5>60%	M6	292	13,00	3000	115	9,00

Code	Size W x L x D	Filter Class ISO 16890	Filter Class EN 779-2012	Depth mm	Area m ²	Air Flow m ³ /h	In. Pressure Drop (pa)	Weight kg
MA8GR8T2YC	0287-0592-292	ePM1>75%	F8	292	6,00	1500	125	6,00
MA8GR8T2YC	0592-0592-292	ePM1>75%	F8	292	13,00	3000	125	9,00

MULTIAS150-GRT8 Series Technical Data

Code	Size W x L x D	Filter Class ISO 16890	Filter Class EN 779-2012	Depth mm	Area m ²	Air Flow m ³ /h	In. Pressure Drop (pa)	Weight kg
MA6GR8T2YC	0287-0592-150	ePM2,5>60%	M6	150	3,00	1500	150	6,00
MA6GR8T2YC	0592-0592-150	ePM2,5>60%	M6	150	5,50	3000	150	9,00

Code	Size W x L x D	Filter Class ISO 16890	Filter Class EN 779-2012	Depth mm	Area m ²	Air Flow m ³ /h	In. Pressure Drop (pa)	Weight kg
MA8GR8T2YC	0287-0592-150	ePM1>75%	F8	150	3,00	1500	165	6,00
MA8GR8T2YC	0592-0592-150	ePM1>75%	F8	150	5,50	3000	165	9,00

MULTIAS 292-GRT5

Aluminium Separator Filters



MA86R5T2YC-0592-0592-292



APPLICATIONS

- High temperature resistant Aluminium separator
- In high-flow filter unit applications
- Low initial pressure drop
- Optional gasket, flange, protection grid wire

FILTER CODE STRUCTURE

Type	MA	MULTI-AS
Class EN 779-2012 Class ISO 16890	8	F8 ePM1
Frame	G	Galvanized
Media and Separator	R	Glass Fiber Media with Aluminium Separator
Separator Depth	5	5 mm
Flange Type	T	Single Flange
Surface Grid	2	Both Side With Grids
Gasket Type	Y	High Temperature
Gasket Direction	C	Air Outlet
Size		0592-0592-292

TECHNICAL SPECIFICATIONS

Class	M5	M6	F7	F8	F9
EN 779-2012					
Class ISO 16890	ePM10	ePM2,5	ePM1	ePM1	ePM1
Av. Efficiency EN 779-2012	60%	80%	85%	90%	95%
Av. Efficiency ISO 16890	60%	60%	60%	75%	85%
Max. Temperature	250°C - 350°C				
Relative Humidity	100%				
Rec. Final Pres. Drop	EN 779-2012		450 Pa.		
	ISO 16890		300 Pa.		
Filter Stage	II - III				

MULTIAS292-GRT5 Series Technical Data

Code	Size W x L x D	Filter Class ISO 16890	Filter Class EN 779-2012	Depth mm	Area m ²	Air Flow m ³ /h	In. Pressure Drop (pa)	Weight kg
MA6GR5T2YC	0287-0592-292	ePM2,5>60%	M6	292	8,00	1500	95	6,00
MA6GR5T2YC	0592-0592-292	ePM2,5>60%	M6	292	17,00	3000	95	9,00

Code	Size W x L x D	Filter Class ISO 16890	Filter Class EN 779-2012	Depth mm	Area m ²	Air Flow m ³ /h	In. Pressure Drop (pa)	Weight kg
MA8GR5T2YC	0287-0592-292	ePM1>75%	F8	292	8,00	1500	110	6,00
MA8GR5T2YC	0592-0592-292	ePM1>75%	F8	292	17,00	3000	110	9,00


MULTIAS150-GRT5 Series Technical Data

Code	Size W x L x D	Filter Class ISO 16890	Filter Class EN 779-2012	Depth mm	Area m ²	Air Flow m ³ /h	In. Pressure Drop (pa)	Weight kg
MA6GR5T2YC	0287-0592-150	ePM2,5>60%	M6	150	4,00	1500	135	6,00
MA6GR5T2YC	0592-0592-150	ePM2,5>60%	M6	150	9,00	3000	135	9,00

Code	Size W x L x D	Filter Class ISO 16890	Filter Class EN 779-2012	Depth mm	Area m ²	Air Flow m ³ /h	In. Pressure Drop (pa)	Weight kg
MA8GR5T2YC	0287-0592-150	ePM1>75%	F8	150	4,00	1500	150	6,00
MA8GR5T2YC	0592-0592-150	ePM1>75%	F8	150	9,00	3000	150	9,00

MULTIFIL 292

Rigid Pocket Filters



MF07P4B25R18XX-0592-0592-292



APPLICATIONS

- For high efficiency air filtration
- Reduced dimensions and high flow filter units
- Rigid structure provides excellent precision filtration
- V type increased surface, high flow rate, low initial pressure drop
- Long service life in a group of fine filters

OPTIONS

- Optional seal

FILTER CODE STRUCTURE

Type	MF	MULTIFIL-292
Class EN 779-2012 Class ISO 16890	7	F7 ePM1
Frame	P	Plastic
Pocket Number	4	4 Rigid Pocket
Color	B	B: White - S: Black
Flange Thickness	25	25: 25 mm - 20: 20 mm
Media	R	Micro Glass Fibre
Media Area	18	18 m ²
Gasket Type	X	Without Gasket
Gasket Direction	X	No
Size		0592-0592-292

TECHNICAL SPECIFICATIONS

Class	M6	F7	F8	F9
EN 779-2012				
Class ISO 16890	ePM2,5	ePM1	ePM1	ePM1
Av. Efficiency EN 779-2012	80%	85%	90%	95%
Av. Efficiency ISO 16890	60%	60%	75%	85%
Max. Temperature	80°C			
Relative Humidity	100%			
Rec. Final Pres. Drop	EN 779-2012 250 Pa.			
	ISO 16890 200 Pa.			
Filter Stage	II - III			

MULTIFIL292 Series Technical Data

Code	Size W x L x D	Filter Class ISO 16890	Filter Class EN 779-2012	Depth mm	Area m ²	Air Flow m ³ /h	In.Pressure Drop (pa)	Weight kg
MF06P4B25R09XX	0287-0592-292	ePM2,5>60%	M6	292	9	1650	70	4,00
MF06P4B25R15XX	0490-0592-292	ePM2,5>60%	M6	292	15	2700	70	6,00
MF06P4B25R18XX	0592-0592-292	ePM2,5>60%	M6	292	18	3400	70	7,00


Code	Size W x L x D	Filter Class ISO 16890	Filter Class EN 779-2012	Depth mm	Area m ²	Air Flow m ³ /h	In.Pressure Drop (pa)	Weight kg
MF07P4B25R09XX	0287-0592-292	ePM1>60%	F7	292	9	1650	80	4,00
MF07P4B25R15XX	0490-0592-292	ePM1>60%	F7	292	15	2700	80	6,00
MF07P4B25R18XX	0592-0592-292	ePM1>60%	F7	292	18	3400	80	7,00

Code	Size W x L x D	Filter Class ISO 16890	Filter Class EN 779-2012	Depth mm	Area m ²	Air Flow m ³ /h	In.Pressure Drop (pa)	Weight kg
MF08P4B25R09XX	0287-0592-292	ePM1>75%	F8	292	9	1650	90	4,00
MF08P4B25R15XX	0490-0592-292	ePM1>75%	F8	292	15	2700	90	6,00
MF08P4B25R18XX	0592-0592-292	ePM1>75%	F8	292	18	3400	90	7,00

Code	Size W x L x D	Filter Class ISO 16890	Filter Class EN 779-2012	Depth mm	Area m ²	Air Flow m ³ /h	In.Pressure Drop (pa)	Weight kg
MF09P4B25R09XX	0287-0592-292	ePM1>85%	F9	292	9	1650	110	4,00
MF09P4B25R15XX	0490-0592-292	ePM1>85%	F9	292	15	2700	110	6,00
MF09P4B25R18XX	0592-0592-292	ePM1>85%	F9	292	18	3400	110	7,00

MULTIFIL 292

Rigid Pocket Filters



MF07P4B25S18XX-0592-0592-292



APPLICATIONS

- For high efficiency air filtration
- Reduced dimensions and high flow filter units
- Rigid structure provides excellent precision filtration
- V type increased surface, high flow rate, low initial pressure drop
- Long service life in a group of fine filters

OPTIONS

- Optional seal

FILTER CODE STRUCTURE

Type	MF	MULTIFIL-292
Class EN 779-2012 Class ISO 16890	7	F7 ePM1
Frame	P	Plastic
Pocket Number	4	4 Rigid Pocket
Color	B	B: White - S: Black
Flange Thickness	25	25: 25 mm - 20: 20 mm
Media	S	Synthetic
Media Area	18	18 m ²
Gasket Type	X	Without Gasket
Gasket Direction	X	No
Size		0592-0592-292

TECHNICAL SPECIFICATIONS

Class	M6	F7	F8	F9
EN 779-2012				
Class ISO 16890	ePM2,5	ePM1	ePM1	ePM1
Av. Efficiency EN 779-2012	80%	85%	90%	95%
Av. Efficiency ISO 16890	60%	60%	75%	85%
Max. Temperature	80°C			
Relative Humidity	100%			
Rec. Final Pres. Drop	EN 779-2012 250 Pa.			
	ISO 16890 200 Pa.			
Filter Stage	II - III			

MULTIFIL292 Series Technical Data

Code	Size W x L x D	Filter Class ISO 16890	Filter Class EN 779-2012	Depth mm	Area m ²	Air Flow m ³ /h	In. Pressure Drop (pa)	Weight kg
MF06P4B25S09XX	0287-0592-292	ePM2,5>60%	M6	292	9	1650	65	4,00
MF06P4B25S15XX	0490-0592-292	ePM2,5>60%	M6	292	15	2700	65	6,00
MF06P4B25S18XX	0592-0592-292	ePM2,5>60%	M6	292	18	3400	65	7,00

Code	Size W x L x D	Filter Class ISO 16890	Filter Class EN 779-2012	Depth mm	Area m ²	Air Flow m ³ /h	In. Pressure Drop (pa)	Weight kg
MF07P4B25S09XX	0287-0592-292	ePM1>60%	F7	292	9	1650	75	4,00
MF07P4B25S15XX	0490-0592-292	ePM1>60%	F7	292	15	2700	75	6,00
MF07P4B25S18XX	0592-0592-292	ePM1>60%	F7	292	18	3400	75	7,00

Code	Size W x L x D	Filter Class ISO 16890	Filter Class EN 779-2012	Depth mm	Area m ²	Air Flow m ³ /h	In. Pressure Drop (pa)	Weight kg
MF08P4B25S09XX	0287-0592-292	ePM1>75%	F8	292	9	1650	85	4,00
MF08P4B25S15XX	0490-0592-292	ePM1>75%	F8	292	15	2700	85	6,00
MF08P4B25S18XX	0592-0592-292	ePM1>75%	F8	292	18	3400	85	7,00

Code	Size W x L x D	Filter Class ISO 16890	Filter Class EN 779-2012	Depth mm	Area m ²	Air Flow m ³ /h	In. Pressure Drop (pa)	Weight kg
MF09P4B25S09XX	0287-0592-292	ePM1>85%	F9	292	9	1650	95	4,00
MF09P4B25S15XX	0490-0592-292	ePM1>85%	F9	292	15	2700	95	6,00
MF09P4B25S18XX	0592-0592-292	ePM1>85%	F9	292	18	3400	95	7,00

MULTI-V 292

Rigid Pocket Filters



MV96R18T250XX-592-592-292



APPLICATIONS

- For high efficiency air filtration
- Reduced dimensions and high flow filter units
- Rigid structure provides excellent precision filtration
- V type increased surface, high flow rate, low initial pressure drop
- Long service life in a group of fine filters

OPTIONS

- 120 °C option
- Optional grid
- Optimal gasket
- Non-Standard Dimension

FILTER CODE STRUCTURE

Type	MV	MULTI-V 292
Class EN 779-2012 Class ISO 16890	9	F9 ePM1
Frame	G	Galvanized
Media	R	Micro Glass Fibre
Media Area	18	18 m ²
Flange Type	T	Single Flange
Flange Thickness	25	25 mm
Surface Grid	0	Whitout Grid
Gasket Type	X	Without Gasket
Gasket Direction	X	No
Size		592-592-292

TECHNICAL SPECIFICATIONS

Class	M6	F7	F8	F9
EN 779-2012				
Class ISO 16890	ePM2,5	ePM1	ePM1	ePM1
Av. Efficiency EN 779-2012	80%	85%	90%	95%
Av. Efficiency ISO 16890	60%	60%	75%	85%
Max. Temperature	80 °C (120 °C option)			
Relative Humidity	100 %			
Rec. Final Pres. Drop	EN 779-2012 450 Pa.			
	ISO 16890 300 Pa.			
Filter Stage	II - III			

MULTI-V 292 Series Technical Data

Code	Size W x L x D	Filter Class ISO 16890	Filter Class EN 779-2012	Depth mm	Area m ²	Air Flow m ³ /h	In. Pressure Drop (pa)	Weight kg
MV6GR09T250XX	287-592-292	ePM2,5>60%	M6	292	9	1650	70	6,00
MV6GR15T250XX	490-592-292	ePM2,5>60%	M6	292	15	2700	70	10,00
MV6GR18T250XX	592-592-292	ePM2,5>60%	M6	292	18	3400	70	12,00

Code	Size W x L x D	Filter Class ISO 16890	Filter Class EN 779-2012	Depth mm	Area m ²	Air Flow m ³ /h	In. Pressure Drop (pa)	Weight kg
MV7GR09T250XX	287-592-292	ePM1>60%	F7	292	9	1650	80	6,00
MV7GR15T250XX	490-592-292	ePM1>60%	F7	292	15	2700	80	10,00
MV7GR18T250XX	592-592-292	ePM1>60%	F7	292	18	3400	80	12,00

Code	Size W x L x D	Filter Class ISO 16890	Filter Class EN 779-2012	Depth mm	Area m ²	Air Flow m ³ /h	In. Pressure Drop (pa)	Weight kg
MV8GR09T250XX	287-592-292	ePM1>75%	F8	292	9	1650	90	6,00
MV8GR15T250XX	490-592-292	ePM1>75%	F8	292	15	2700	90	10,00
MV8GR18T250XX	592-592-292	ePM1>75%	F8	292	18	3400	90	12,00

Code	Size W x L x D	Filter Class ISO 16890	Filter Class EN 779-2012	Depth mm	Area m ²	Air Flow m ³ /h	In. Pressure Drop (pa)	Weight kg
MV9GR09T250XX	287-592-292	ePM1>85%	F9	292	9	1650	110	6,00
MV9GR15T250XX	490-592-292	ePM1>85%	F9	292	15	2700	110	10,00
MV9GR18T250XX	592-592-292	ePM1>85%	F9	292	18	3400	110	12,00

MULTI-V 292

Rigid Pocket Filters



MV96S18T250XX-592-592-292



APPLICATIONS

- For high efficiency air filtration
- Reduced dimensions and high flow filter units
- Rigid structure provides excellent precision filtration
- V type increased surface, high flow rate, low initial pressure drop
- Long service life in a group of fine filters

OPTIONS

- 120 °C option
- Optional grid
- Optimal gasket
- Non-Standard Dimension

FILTER CODE STRUCTURE

Type	MV	MULTI-V 292
Class EN 779-2012 Class ISO 16890	9	F9 ePM1
Frame	G	Galvanized
Media	S	Synthetic
Media Area	18	18 m ²
Flange Type	T	Single Flange
Flange Thickness	25	25: 25 mm - 20: 20 mm
Surface Grid	0	Whitout Grid
Gasket Type	X	Without Gasket
Gasket Direction	X	No
Size		592-592-292

TECHNICAL SPECIFICATIONS

Class	M6	F7	F8	F9
EN 779-2012				
Class ISO 16890	ePM2,5	ePM1	ePM1	ePM1
Av. Efficiency EN 779-2012	80%	85%	90%	95%
Av. Efficiency ISO 16890	60%	60%	75%	85%
Max. Temperature	80 °C (120 °C option)			
Relative Humidity	100 %			
Rec. Final Pres. Drop	EN 779-2012 450 Pa.			
	ISO 16890 300 Pa.			
Filter Stage	II - III			

MULTI-V 292 Series Technical Data

Code	Size W x L x D	Filter Class ISO 16890	Filter Class EN 779-2012	Depth mm	Area m ²	Air Flow m ³ /h	In. Pressure Drop (pa)	Weight kg
MV6GS09T250XX	287-592-292	ePM2,5>60%	M6	292	9	1650	65	6,00
MV6GS15T250XX	490-592-292	ePM2,5>60%	M6	292	15	2700	65	10,00
MV6GS18T250XX	592-592-292	ePM2,5>60%	M6	292	18	3400	65	12,00

Code	Size W x L x D	Filter Class ISO 16890	Filter Class EN 779-2012	Depth mm	Area m ²	Air Flow m ³ /h	In. Pressure Drop (pa)	Weight kg
MV7GS09T250XX	287-592-292	ePM1>60%	F7	292	9	1650	75	6,00
MV7GS15T250XX	490-592-292	ePM1>60%	F7	292	15	2700	75	10,00
MV7GS18T250XX	592-592-292	ePM1>60%	F7	292	18	3400	75	12,00

Code	Size W x L x D	Filter Class ISO 16890	Filter Class EN 779-2012	Depth mm	Area m ²	Air Flow m ³ /h	In. Pressure Drop (pa)	Weight kg
MV8GS09T250XX	287-592-292	ePM1>75%	F8	292	9	1650	85	6,00
MV8GS15T250XX	490-592-292	ePM1>75%	F8	292	15	2700	85	10,00
MV8GS18T250XX	592-592-292	ePM1>75%	F8	292	18	3400	85	12,00

Code	Size W x L x D	Filter Class ISO 16890	Filter Class EN 779-2012	Depth mm	Area m ²	Air Flow m ³ /h	In. Pressure Drop (pa)	Weight kg
MV9GS09T250XX	287-592-292	ePM1>85%	F9	292	9	1650	95	6,00
MV9GS15T250XX	490-592-292	ePM1>85%	F9	292	15	2700	95	10,00
MV9GS18T250XX	592-592-292	ePM1>85%	F9	292	18	3400	95	12,00

MULTI-V 292

Rigid Pocket Filters



MV96S18T200XX-592-592-292



APPLICATIONS

- For high efficiency air filtration
- Reduced dimensions and high flow filter units
- Rigid structure provides excellent precision filtration
- V type increased surface, high flow rate, low initial pressure drop
- Long service life in a group of fine filters

OPTIONS

- 120 °C option
- Optional grid
- Optimal gasket
- Non-Standard Dimension

FILTER CODE STRUCTURE

Type	MV	MULTI-V 292
Class EN 779-2012 Class ISO 16890	9	F9 ePM1
Frame	G	Galvanized
Media	S	Synthetic
Media Area	18	18 m ²
Flange Type	T	Single Flange
Flange Thickness	20	20 mm
Surface Grid	0	Whitout Grid
Gasket Type	X	Without Gasket
Gasket Direction	X	No
Size		592-592-292

TECHNICAL SPECIFICATIONS

Class	M6	F7	F8	F9
EN 779-2012				
Class ISO 16890	ePM2,5	ePM1	ePM1	ePM1
Av. Efficiency EN 779-2012	80%	85%	90%	95%
Av. Efficiency ISO 16890	60%	60%	75%	85%
Max. Temperature	80 °C (120 °C option)			
Relative Humidity	100 %			
Rec. Final Pres. Drop	EN 779-2012 450 Pa.			
	ISO 16890 300 Pa.			
Filter Stage	II - III			

MULTI-V 292 Series Technical Data

Code	Size W x L x D	Filter Class ISO 16890	Filter Class EN 779-2012	Depth mm	Area m ²	Air Flow m ³ /h	In. Pressure Drop (pa)	Weight kg
MV6GS09T200XX	287-592-292	ePM2,5>60%	M6	292	9,00	1650	65	6,00
MV6GS15T200XX	490-592-292	ePM2,5>60%	M6	292	15,00	2700	65	10,00
MV6GS18T200XX	592-592-292	ePM2,5>60%	M6	292	18,00	3400	65	12,00

Code	Size W x L x D	Filter Class ISO 16890	Filter Class EN 779-2012	Depth mm	Area m ²	Air Flow m ³ /h	In. Pressure Drop (pa)	Weight kg
MV7GS09T200XX	287-592-292	ePM1>60%	F7	292	9,00	1650	75	6,00
MV7GS15T200XX	490-592-292	ePM1>60%	F7	292	15,00	2700	75	10,00
MV7GS18T200XX	592-592-292	ePM1>60%	F7	292	18,00	3400	75	12,00

Code	Size W x L x D	Filter Class ISO 16890	Filter Class EN 779-2012	Depth mm	Area m ²	Air Flow m ³ /h	In. Pressure Drop (pa)	Weight kg
MV8GS09T200XX	287-592-292	ePM1>75%	F8	292	9,00	1650	85	6,00
MV8GS15T200XX	490-592-292	ePM1>75%	F8	292	15,00	2700	85	10,00
MV8GS18T200XX	592-592-292	ePM1>75%	F8	292	18,00	3400	85	12,00

Code	Size W x L x D	Filter Class ISO 16890	Filter Class EN 779-2012	Depth mm	Area m ²	Air Flow m ³ /h	In. Pressure Drop (pa)	Weight kg
MV9GS09T200XX	287-592-292	ePM1>85%	F9	292	9,00	1650	95	6,00
MV9GS15T200XX	490-592-292	ePM1>85%	F9	292	15,00	2700	95	10,00
MV9GS18T200XX	592-592-292	ePM1>85%	F9	292	18,00	3400	95	12,00

MULTI-V

High Capacity V-Type Multi Filters



MV96R32N000PC-610-610-292

APPLICATIONS

- EPA-HEPA Filters absolute air filtration
- Clean room ventilation systems
- Used in microelectronics, food, photography, data centers, hospital, medical equipment industry

Optional 120 °C version

FILTER CODE STRUCTURE

Type	MV	HEPA-V
Class EN 779-2012 Class ISO 16890	9	F9 ePM1
Frame	G	Galvanized
Media	R	Micro Glass Fibre
Media Area	32	32 m ²
Filter Flange	N	Without Flange
Flange Thickness	00	Without Flange
Surface Grid	0	Without Face Grid
Gasket Type	P	Polyurethane
Gasket Direction	C	Air Outlet
Size		0610-0610-292

TECHNICAL SPECIFICATIONS

Class	M6	F7	F8	F9
EN 779-2012				
Class ISO 16890	ePM2,5	ePM1	ePM1	ePM1
Av. Efficiency EN 779-2012	80%	85%	90%	95%
Av. Efficiency ISO 16890	60%	60%	75%	85%
Max. Temperature	80 °C (120 °C option)			
Relative Humidity	100 %			
Rec. Final Pres. Drop	EN 779-2012		450 Pa.	
	ISO 16890		300 Pa.	
Filter Stage	II - III			

MULTI-V Series Technical Data

Code	Size W x L x D	Filter Class EN 1822	Depth mm	Area m ²	Air Flow m ³ /h	In. Pressure Drop [pa]	Weight kg
MV6GR08N000PC	0305-0305-292	M6	292	8	800	60	7,00
MV6GR16N000PC	0305-0610-292	M6	292	16	1650	60	11,00
MV6GR24N000PC	0457-0610-292	M6	292	24	2700	60	16,00
MV6GR32N000PC	0610-0610-292	M6	292	32	3400	60	20,00
MV6GR40N000PC	0610-0762-292	M6	292	40	4250	60	28,50
MV6GR48N000PC	0610-0915-292	M6	292	48	5100	60	32,50

Code	Size W x L x D	Filter Class EN 1822	Depth mm	Area m ²	Air Flow m ³ /h	In. Pressure Drop [pa]	Weight kg
MV7GR08N000PC	0305-0305-292	F7	292	8	800	70	7,00
MV7GR16N000PC	0305-0610-292	F7	292	16	1650	70	11,00
MV7GR24N000PC	0457-0610-292	F7	292	24	2700	70	16,00
MV7GR32N000PC	0610-0610-292	F7	292	32	3400	70	20,00
MV7GR40N000PC	0610-0762-292	F7	292	40	4250	70	28,50
MV7GR48N000PC	0610-0915-292	F7	292	48	5100	70	32,50

Code	Size W x L x D	Filter Class EN 1822	Depth mm	Area m ²	Air Flow m ³ /h	In. Pressure Drop [pa]	Weight kg
MV8GR08N000PC	0305-0305-292	F8	292	8	800	80	7,00
MV8GR16N000PC	0305-0610-292	F8	292	16	1650	80	11,00
MV8GR24N000PC	0457-0610-292	F8	292	24	2700	80	16,00
MV8GR32N000PC	0610-0610-292	F8	292	32	3400	80	20,00
MV8GR40N000PC	0610-0762-292	F8	292	40	4250	80	28,50
MV8GR48N000PC	0610-0915-292	F8	292	48	5100	80	32,50

Code	Size W x L x D	Filter Class EN 1822	Depth mm	Area m ²	Air Flow m ³ /h	In. Pressure Drop [pa]	Weight kg
MV9GR08N000PC	0305-0305-292	F9	292	8	800	90	7,00
MV9GR16N000PC	0305-0610-292	F9	292	16	1650	90	11,00
MV9GR24N000PC	0457-0610-292	F9	292	24	2700	90	16,00
MV9GR32N000PC	0610-0610-292	F9	292	32	3400	90	20,00
MV9GR40N000PC	0610-0762-292	F9	292	40	4250	90	28,50
MV9GR48N000PC	0610-0915-292	F9	292	48	5100	90	32,50

MULTI-V

High Capacity V-Type Multi Filters



MV9PR32N000PC-610-610-292

APPLICATIONS

- High capacity, high efficiency absolute air filtration
- Clean room ventilation systems
- Used in microelectronics, food, photography, data centers, hospital, medical equipment industry

FILTER CODE STRUCTURE

Type	MV	HEPA-V
Class EN 779-2012 Class ISO 16890	9	F9 ePM1
Frame	P	Plastic
Media	R	Micro Glass Fibre
Media Area	32	32 m ²
Filter Flange	N	Without Flange
Flange Thickness	00	Without Flange
Surface Grid	0	Without Face Grid
Gasket Type	P	Polyurethane
Gasket Direction	C	Air Outlet
Size		0610-0610-292

TECHNICAL SPECIFICATIONS

Class	M6	F7	F8	F9
Class EN 779-2012				
Class ISO 16890	ePM2,5	ePM1	ePM1	ePM1
Av. Efficiency EN 779-2012	80%	85%	90%	95%
Av. Efficiency ISO 16890	60%	60%	75%	85%
Max. Temperature	80 °C			
Relative Humidity	100 %			
Rec. Final Pres. Drop	EN 779-2012 450 Pa.		ISO 16890 300 Pa.	
Filter Stage	II - III			

MULTI-V Series Technical Data

Code	Size W x L x D	Filter Class EN 1822	Depth mm	Area m ²	Air Flow m ³ /h	In. Pressure Drop (pa)	Weight kg
MV6PR16N000PC	0305-0610-292	M6	292	16	1650	60	11,00
MV6PR32N000PC	0610-0610-292	M6	292	32	3400	60	20,00


Code	Size W x L x D	Filter Class EN 1822	Depth mm	Area m ²	Air Flow m ³ /h	In. Pressure Drop (pa)	Weight kg
MV7PR16N000PC	0305-0610-292	F7	292	16	1650	70	11,00
MV7PR32N000PC	0610-0610-292	F7	292	32	3400	70	20,00

Code	Size W x L x D	Filter Class EN 1822	Depth mm	Area m ²	Air Flow m ³ /h	In. Pressure Drop (pa)	Weight kg
MV8PR16N000PC	0305-0610-292	F8	292	16	1650	80	11,00
MV8PR32N000PC	0610-0610-292	F8	292	32	3400	80	20,00

Code	Size W x L x D	Filter Class EN 1822	Depth mm	Area m ²	Air Flow m ³ /h	In. Pressure Drop (pa)	Weight kg
MV9PR16N000PC	0305-0610-292	F9	292	16	1650	90	11,00
MV9PR32N000PC	0610-0610-292	F9	292	32	3400	90	20,00

MULTIFIL 420

Rigid Pocket Filters



MF07P4B25R32XX-0592-0592-420



APPLICATIONS

- High efficiency air filtration
- Reduced dimensions and high flow filter units
- Especially for gas turbine and compressor
- Deep V type increased surface provides high flow rate
- Lower initial pressure drop compared to standard rigid pocket
- Long service and maintenance life

OPTIONS

- Optional seal

FILTER CODE STRUCTURE

Type	MF	MULTIFIL-292
Class EN 779-2012 Class ISO 16890	7	F7 EPM1
Frame	P	Plastic
Pocket Number	4	4 Rigid Pocket
Color	B	White
Flange Thickness	25	25 mm
Media	R	Micro Glass Fibre
Media Area	32	32 m ²
Gasket Type	X	Without Gasket
Gasket Direction	X	No
Size		0592-0592-420

TECHNICAL SPECIFICATIONS

Class	M5	M6	F7	F8	F9
Class EN 779-2012					
Class ISO 16890	ePM10	ePM2,5	ePM1	ePM1	ePM1
Av. Efficiency EN 779-2012	60%	80%	85%	90%	95%
Av. Efficiency ISO 16890	60%	60%	60%	75%	85%
Max. Temperature	80°C				
Relative Humidity	100%				
Rec. Final Pres. Drop	EN 779-2012		450 Pa.		
	ISO 16890		300 Pa.		
Filter Stage	II - III				

MULTIFIL 420 Series Technical Data

Code	Size W x L x D	Filter Class ISO 16890	Filter Class EN 779-2012	Depth mm	Area m ²	Air Flow m ³ /h	In. Pressure Drop (pa)	Weight kg
MF06P4B25R16XX	0287-0592-420	ePM2,5>60%	M6	420	15,00	1650	60	5,00
MF06P4B25R24XX	0490-0592-420	ePM2,5>60%	M6	420	24,00	2700	60	8,50
MF06P4B25R32XX	0592-0592-420	ePM2,5>60%	M6	420	32,00	3400	60	9,00


Code	Size W x L x D	Filter Class ISO 16890	Filter Class EN 779-2012	Depth mm	Area m ²	Air Flow m ³ /h	In. Pressure Drop (pa)	Weight kg
MF07P4B25R16XX	0287-0592-420	ePM1>60%	F7	420	15,00	1650	70	5,00
MF07P4B25R24XX	0490-0592-420	ePM1>60%	F7	420	24,00	2700	70	8,50
MF07P4B25R32XX	0592-0592-420	ePM1>60%	F7	420	32,00	3400	70	9,00

Code	Size W x L x D	Filter Class ISO 16890	Filter Class EN 779-2012	Depth mm	Area m ²	Air Flow m ³ /h	In. Pressure Drop (pa)	Weight kg
MF08P4B25R16XX	0287-0592-420	ePM1>75%	F8	420	15,00	1650	80	5,00
MF08P4B25R24XX	0490-0592-420	ePM1>75%	F8	420	24,00	2700	80	8,50
MF08P4B25R32XX	0592-0592-420	ePM1>75%	F8	420	32,00	3400	80	9,00

Code	Size W x L x D	Filter Class ISO 16890	Filter Class EN 779-2012	Depth mm	Area m ²	Air Flow m ³ /h	In. Pressure Drop (pa)	Weight kg
MF09P4B25R16XX	0287-0592-420	ePM1>85%	F9	420	15,00	1650	90	5,00
MF09P4B25R24XX	0490-0592-420	ePM1>85%	F9	420	24,00	2700	90	8,50
MF09P4B25R32XX	0592-0592-420	ePM1>85%	F9	420	32,00	3400	90	9,00

MULTIFIL 420

Rigid Pocket Filters



MF07P4B25S32XX-0592-0592-420



APPLICATIONS

- High efficiency air filtration
- Reduced dimensions and high flow filter units
- Especially for gas turbine and compressor
- Deep V type increased surface provides high flow rate
- Lower initial pressure drop compared to standard rigid pocket
- Long service and maintenance life

OPTIONS

- Optional seal

FILTER CODE STRUCTURE

Type	MF	MULTIFIL-292
Class EN 779-2012 Class ISO 16890	7	F7 EPM1
Frame	P	Plastic
Pocket Number	4	4 Rigid Pocket
Color	B	White
Flange Thickness	25	25 mm
Media	S	Synthetic
Media Area	32	32 m ²
Gasket Type	X	Without Gasket
Gasket Direction	X	No
Size		0592-0592-420

TECHNICAL SPECIFICATIONS

Class	M5	M6	F7	F8	F9
EN 779-2012					
Class ISO 16890	ePM10	ePM2,5	ePM1	ePM1	ePM1
Av. Efficiency EN 779-2012	60%	80%	85%	90%	95%
Av. Efficiency ISO 16890	60%	60%	60%	75%	85%
Max. Temperature	80°C				
Relative Humidity	100%				
Rec. Final Pres. Drop	EN 779-2012		450 Pa.		
	ISO 16890		300 Pa.		
Filter Stage	II - III				

MULTIFIL 420 Series Technical Data

Code	Size W x L x D	Filter Class ISO 16890	Filter Class EN 779-2012	Depth mm	Area m ²	Air Flow m ³ /h	In.Pressure Drop (pa)	Weight kg
MF06P4B25S16XX	0287-0592-420	ePM2,5>60%	M6	420	15,00	1650	55	5,00
MF06P4B25S24XX	0490-0592-420	ePM2,5>60%	M6	420	24,00	2700	55	8,50
MF06P4B25S32XX	0592-0592-420	ePM2,5>60%	M6	420	32,00	3400	55	9,00

Code	Size W x L x D	Filter Class ISO 16890	Filter Class EN 779-2012	Depth mm	Area m ²	Air Flow m ³ /h	In.Pressure Drop (pa)	Weight kg
MF07P4B25S16XX	0287-0592-420	ePM1>60%	F7	420	15,00	1650	65	5,00
MF07P4B25S24XX	0490-0592-420	ePM1>60%	F7	420	24,00	2700	65	8,50
MF07P4B25S32XX	0592-0592-420	ePM1>60%	F7	420	32,00	3400	65	9,00

Code	Size W x L x D	Filter Class ISO 16890	Filter Class EN 779-2012	Depth mm	Area m ²	Air Flow m ³ /h	In.Pressure Drop (pa)	Weight kg
MF08P4B25S16XX	0287-0592-420	ePM1>75%	F8	420	15,00	1650	75	5,00
MF08P4B25S24XX	0490-0592-420	ePM1>75%	F8	420	24,00	2700	75	8,50
MF08P4B25S32XX	0592-0592-420	ePM1>75%	F8	420	32,00	3400	75	9,00

Code	Size W x L x D	Filter Class ISO 16890	Filter Class EN 779-2012	Depth mm	Area m ²	Air Flow m ³ /h	In.Pressure Drop (pa)	Weight kg
MF09P4B25S16XX	0287-0592-420	ePM1>85%	F9	420	15,00	1650	85	5,00
MF09P4B25S24XX	0490-0592-420	ePM1>85%	F9	420	24,00	2700	85	8,50
MF09P4B25S32XX	0592-0592-420	ePM1>85%	F9	420	32,00	3400	85	9,00

MULTI-V 420

Rigid Pocket Filters



MV76R32T250XX-0592-0592-420



APPLICATIONS

- High efficiency air filtration
- Reduced dimensions and high flow filter units
- Especially for gas turbine and compressor
- Deep V type increased surface provides high flow rate
- Lower initial pressure drop compared to standard rigid pocket
- Long service and maintenance life

OPTIONS

- Optional seal

FILTER CODE STRUCTURE

Type	MV	MULTI-V 420
Class EN 779-2012 Class ISO 16890	7	F7 EPM1
Frame	G	Galvanized
Media	R	Micro Glass Fibre
Media Area	32	32 m ²
Header	T	Single
Header Thickness	25	25: 25 mm - 20: 20 mm
Protection Grid	0	No
Gasket Type	X	Without Gasket
Gasket Direction	X	No
Size		0592-0592-420

TECHNICAL SPECIFICATIONS

Class	M5	M6	F7	F8	F9
EN 779-2012					
Class ISO 16890	ePM10	ePM2,5	ePM1	ePM1	ePM1
Av. Efficiency EN 779-2012	60%	80%	85%	90%	95%
Av. Efficiency ISO 16890	60%	60%	60%	75%	85%
Max. Temperature	80°C				
Relative Humidity	100%				
Rec. Final Pres. Drop	EN 779-2012		450 Pa.		
	ISO 16890		300 Pa.		
Filter Stage	II - III				

MULTI-V 420 Series Technical Data

Code	Size W x L x D	Filter Class ISO 16890	Filter Class EN 779-2012	Depth mm	Area m ²	Air Flow m ³ /h	In.Pressure Drop (pa)	Weight kg
MV6GR15T250XX	0287-0592-420	ePM2,5>60%	M6	420	15,00	1650	60	5,00
MV6GR24T250XX	0490-0592-420	ePM2,5>60%	M6	420	24,00	2700	60	8,50
MV6GR32T250XX	0592-0592-420	ePM2,5>60%	M6	420	32,00	3400	60	9,00

Code	Size W x L x D	Filter Class ISO 16890	Filter Class EN 779-2012	Depth mm	Area m ²	Air Flow m ³ /h	In.Pressure Drop (pa)	Weight kg
MV7GR15T250XX	0287-0592-420	ePM1>60%	F7	420	15,00	1650	70	5,00
MV7GR24T250XX	0490-0592-420	ePM1>60%	F7	420	24,00	2700	70	8,50
MV7GR32T250XX	0592-0592-420	ePM1>60%	F7	420	32,00	3400	70	9,00

Code	Size W x L x D	Filter Class ISO 16890	Filter Class EN 779-2012	Depth mm	Area m ²	Air Flow m ³ /h	In.Pressure Drop (pa)	Weight kg
MV8GR15T250XX	0287-0592-420	ePM1>75%	F8	420	15,00	1650	80	5,00
MV8GR24T250XX	0490-0592-420	ePM1>75%	F8	420	24,00	2700	80	8,50
MV8GR32T250XX	0592-0592-420	ePM1>75%	F8	420	32,00	3400	80	9,00

Code	Size W x L x D	Filter Class ISO 16890	Filter Class EN 779-2012	Depth mm	Area m ²	Air Flow m ³ /h	In.Pressure Drop (pa)	Weight kg
MV9GR15T250XX	0287-0592-420	ePM1>85%	F9	420	15,00	1650	90	5,00
MV9GR24T250XX	0490-0592-420	ePM1>85%	F9	420	24,00	2700	90	8,50
MV9GR32T250XX	0592-0592-420	ePM1>85%	F9	420	32,00	3400	90	9,00

MULTITUR 292 Gas Turbine Series

Rigid Pocket Filters



MT07P4B25R21PC-0592-0592-292



APPLICATIONS

- High efficiency air filtration
- Reduced dimensions and high flow filter units
- Especially for gas turbine and compressor

FILTER CODE STRUCTURE

Type	MT	MULTITUR-292
Class EN779-2012 Class ISO16890	7	F7 ePM1
Frame	P	Plastic
Pocket Number	4	4Rigid Pocket
Color	B	White
Flange Thickness	25	25: 25 mm - 20: 20 mm
Media	R	Micro Glass Fibre
Media Area	21	21m ²
Gasket Type	P	Polyurethane
Gasket Direction	C	Air Outlet Side
Size		0592-0592-292

TECHNICAL SPECIFICATIONS

Class	M5	M6	F7	F8	F9
EN779-2012					
Class ISO16890	ePM10	ePM2,5	ePM1	ePM1	ePM1
Av. Efficiency EN779-2012	60%	80%	85%	90%	95%
Av. Efficiency ISO16890	60%	60%	60%	75%	85%
Max. Temperature	80°C				
Relative Humidity	100%				
Rec. Final Pres. Drop	EN779-2012		450 Pa.		
	ISO16890		300 Pa.		
Filter Stage	II - III				

MULTITUR292 Gas Turbine Series Technical Data

Code	Size W x L x D	Filter Class ISO 16890	Filter Class EN 779-2012	Depth mm	Area m ²	Air Flow m ³ /h	In.Pressure Drop (pa)	Weight kg
MT06P4B25R11PC	0287-0592-292	ePM2,5>60%	M6	292	11,00	2125	95	4,50
MT06P4B25R18PC	0490-0592-292	ePM2,5>60%	M6	292	18,00	3500	95	7,00
MT06P4B25R21PC	0592-0592-292	ePM2,5>60%	M6	292	21,00	4250	95	8,00

Code	Size W x L x D	Filter Class ISO 16890	Filter Class EN 779-2012	Depth mm	Area m ²	Air Flow m ³ /h	In.Pressure Drop (pa)	Weight kg
MT07P4B25R11PC	0287-0592-292	ePM1>60%	F7	292	11,00	2125	110	4,50
MT07P4B25R18PC	0490-0592-292	ePM1>60%	F7	292	18,00	3500	110	7,00
MT07P4B25R21PC	0592-0592-292	ePM1>60%	F7	292	21,00	4250	110	8,00

Code	Size W x L x D	Filter Class ISO 16890	Filter Class EN 779-2012	Depth mm	Area m ²	Air Flow m ³ /h	In.Pressure Drop (pa)	Weight kg
MT08P4B25R11PC	0287-0592-292	ePM1>75%	F8	292	11,00	2125	125	4,50
MT08P4B25R18PC	0490-0592-292	ePM1>75%	F8	292	18,00	3500	125	7,00
MT08P4B25R21PC	0592-0592-292	ePM1>75%	F8	292	21,00	4250	125	8,00

Code	Size W x L x D	Filter Class ISO 16890	Filter Class EN 779-2012	Depth mm	Area m ²	Air Flow m ³ /h	In.Pressure Drop (pa)	Weight kg
MT09P4B25R11PC	0287-0592-292	ePM1>85%	F9	292	11,00	2125	140	4,50
MT09P4B25R18PC	0490-0592-292	ePM1>85%	F9	292	18,00	3500	140	7,00
MT09P4B25R21PC	0592-0592-292	ePM1>85%	F9	292	21,00	4250	140	8,00

MULTITUR 292 Gas Turbine Series

Rigid Pocket Filters



MT07P4B25S21PC-0592-0592-292



APPLICATIONS

- High efficiency air filtration
- Reduced dimensions and high flow filter units
- Especially for gas turbine and compressor

FILTER CODE STRUCTURE

Type	MT	MULTITUR-292
Class EN779-2012 Class ISO16890	7	F7 ePM1
Frame	P	Plastic
Pocket Number	4	4Rigid Pocket
Color	B	White
Flange Thickness	25	25: 25 mm - 20: 20 mm
Media	S	Synthetic
Media Area	21	21m ²
Gasket Type	P	Polyurethane
Gasket Direction	C	Air Outlet Side
Size		0592-0592-292

TECHNICAL SPECIFICATIONS

Class	M5	M6	F7	F8	F9
EN779-2012					
Class ISO16890	ePM10	ePM2,5	ePM1	ePM1	ePM1
Av. Efficiency EN779-2012	60%	80%	85%	90%	95%
Av. Efficiency ISO16890	60%	60%	60%	75%	85%
Max. Temperature	80°C				
Relative Humidity	100%				
Rec. Final Pres. Drop	EN779-2012		450 Pa.		
	ISO16890		300 Pa.		
Filter Stage	II - III				

MULTITUR292 Gas Turbine Series Technical Data

Code	Size W x L x D	Filter Class ISO 16890	Filter Class EN 779-2012	Depth mm	Area m ²	Air Flow m ³ /h	In.Pressure Drop (pa)	Weight kg
MT06P4B25S11PC	0287-0592-292	ePM2,5>60%	M6	292	11,00	2125	85	4,50
MT06P4B25S18PC	0490-0592-292	ePM2,5>60%	M6	292	18,00	3500	85	7,00
MT06P4B25S21PC	0592-0592-292	ePM2,5>60%	M6	292	21,00	4250	85	8,00

Code	Size W x L x D	Filter Class ISO 16890	Filter Class EN 779-2012	Depth mm	Area m ²	Air Flow m ³ /h	In.Pressure Drop (pa)	Weight kg
MT07P4B25S11PC	0287-0592-292	ePM1>60%	F7	292	11,00	2125	100	4,50
MT07P4B25S18PC	0490-0592-292	ePM1>60%	F7	292	18,00	3500	100	7,00
MT07P4B25S21PC	0592-0592-292	ePM1>60%	F7	292	21,00	4250	100	8,00

Code	Size W x L x D	Filter Class ISO 16890	Filter Class EN 779-2012	Depth mm	Area m ²	Air Flow m ³ /h	In.Pressure Drop (pa)	Weight kg
MT08P4B25S11PC	0287-0592-292	ePM1>75%	F8	292	11,00	2125	110	4,50
MT08P4B25S18PC	0490-0592-292	ePM1>75%	F8	292	18,00	3500	110	7,00
MT08P4B25S21PC	0592-0592-292	ePM1>75%	F8	292	21,00	4250	110	8,00

Code	Size W x L x D	Filter Class ISO 16890	Filter Class EN 779-2012	Depth mm	Area m ²	Air Flow m ³ /h	In.Pressure Drop (pa)	Weight kg
MT09P4B25S11PC	0287-0592-292	ePM1>85%	F9	292	11,00	2125	125	4,50
MT09P4B25S18PC	0490-0592-292	ePM1>85%	F9	292	18,00	3500	125	7,00
MT09P4B25S21PC	0592-0592-292	ePM1>85%	F9	292	21,00	4250	125	8,00

MULTITUR 420 Gas Turbine Series

Rigid Pocket Filters



MT08P4B25R32PC-0592-0592-420



APPLICATIONS

- High efficiency air filtration
- Reduced dimensions and high flow filter units
- Especially for gas turbine and compressor
- Deep V type increased surface provides high flow rate
- Lower initial pressure drop compared to standard rigid pocket
- Air outlet direction wire and gasket

FILTER CODE STRUCTURE

Type	MT	MULTITUR-420
Class EN 779-2012 Class ISO 16890	8	F8 ePM1
Frame	P	Plastic
Pocket Number	4	4 Rigid Pocket
Color	B	White
Flange Thickness	25	25 mm
Media	R	Micro Glass Fibre
Media Area	32	32 m ²
Gasket Type	P	Polyurethane
Gasket Direction	C	Air Outlet Side
Size		0592-0592-420

TECHNICAL SPECIFICATIONS

Class	M5	M6	F7	F8	F9
EN 779-2012					
Class ISO 16890	ePM10	ePM2,5	ePM1	ePM1	ePM1
Av. Efficiency EN 779-2012	60%	80%	85%	90%	95%
Av. Efficiency ISO 16890	60%	60%	60%	75%	85%
Max. Temperature	80°C				
Relative Humidity	100%				
Rec. Final Pres. Drop	EN 779-2012		450 Pa.		
	ISO 16890		300 Pa.		
Filter Stage	II - III				

MULTITUR420 Gas Turbine Series Technical Data

Code	Size W x L x D	Filter Class ISO 16890	Filter Class EN 779-2012	Depth mm	Area m ²	Air Flow m ³ /h	In.Pressure Drop (pa)	Weight kg
MT06P4B25R16PC	0287-0592-420	ePM2,5>60%	M6	420	16,00	2125	70	5,00
MT06P4B25R25PC	0490-0592-420	ePM2,5>60%	M6	420	24,00	3500	70	8,50
MT06P4B25R32PC	0592-0592-420	ePM2,5>60%	M6	420	32,00	4250	70	9,00

Code	Size W x L x D	Filter Class ISO 16890	Filter Class EN 779-2012	Depth mm	Area m ²	Air Flow m ³ /h	In.Pressure Drop (pa)	Weight kg
MT07P4B25R16PC	0287-0592-420	ePM1>60%	F7	420	16,00	2125	80	5,00
MT07P4B25R25PC	0490-0592-420	ePM1>60%	F7	420	24,00	3500	80	8,50
MT07P4B25R32PC	0592-0592-420	ePM1>60%	F7	420	32,00	4250	80	9,00

Code	Size W x L x D	Filter Class ISO 16890	Filter Class EN 779-2012	Depth mm	Area m ²	Air Flow m ³ /h	In.Pressure Drop (pa)	Weight kg
MT08P4B25R16PC	0287-0592-420	ePM1>75%	F8	420	16,00	2125	95	5,00
MT08P4B25R25PC	0490-0592-420	ePM1>75%	F8	420	24,00	3500	95	8,50
MT08P4B25R32PC	0592-0592-420	ePM1>75%	F8	420	32,00	4250	95	9,00

Code	Size W x L x D	Filter Class ISO 16890	Filter Class EN 779-2012	Depth mm	Area m ²	Air Flow m ³ /h	In.Pressure Drop (pa)	Weight kg
MT09P4B25R16PC	0287-0592-420	ePM1>85%	F9	420	16,00	2125	110	5,00
MT09P4B25R25PC	0490-0592-420	ePM1>85%	F9	420	24,00	3500	110	8,50
MT09P4B25R32PC	0592-0592-420	ePM1>85%	F9	420	32,00	4250	110	9,00

MULTITUR 420 Gas Turbine Series

Rigid Pocket Filters



MT08P4B25S32PC-0592-0592-420



APPLICATIONS

- High efficiency air filtration
- Reduced dimensions and high flow filter units
- Especially for gas turbine and compressor
- Deep V type increased surface provides high flow rate
- Lower initial pressure drop compared to standard rigid pocket
- Air outlet direction wire and gasket

FILTER CODE STRUCTURE

Type	MT	MULTITUR-420
Class EN779-2012 Class ISO16890	8	F8 ePM1
Frame	P	Plastic
Pocket Number	4	4 Rigid Pocket
Color	B	White
Flange Thickness	25	25 mm
Media	S	Synthetic
Media Area	32	32 m ²
Gasket Type	P	Polyurethane
Gasket Direction	C	Air Outlet Side
Size		0592-0592-420

TECHNICAL SPECIFICATIONS

Class	M5	M6	F7	F8	F9
EN779-2012					
Class ISO16890	ePM10	ePM2,5	ePM1	ePM1	ePM1
Av. Efficiency EN779-2012	60%	80%	85%	90%	95%
Av. Efficiency ISO16890	60%	60%	60%	75%	85%
Max. Temperature	80°C				
Relative Humidity	100%				
Rec. Final Pres. Drop	EN779-2012		450 Pa.		
	ISO16890		300 Pa.		
Filter Stage	II - III				

MULTITUR 420 Gas Turbine Series Technical Data

Code	Size W x L x D	Filter Class ISO 16890	Filter Class EN 779-2012	Depth mm	Area m ²	Air Flow m ³ /h	In. Pressure Drop (pa)	Weight kg
MT06P4B25S16PC	0287-0592-420	ePM2,5>60%	M6	420	16,00	2125	60	5,00
MT06P4B25S25PC	0490-0592-420	ePM2,5>60%	M6	420	24,00	3500	60	8,50
MT06P4B25S32PC	0592-0592-420	ePM2,5>60%	M6	420	32,00	4250	60	9,00

Code	Size W x L x D	Filter Class ISO 16890	Filter Class EN 779-2012	Depth mm	Area m ²	Air Flow m ³ /h	In. Pressure Drop (pa)	Weight kg
MT07P4B25S16PC	0287-0592-420	ePM1>60%	F7	420	16,00	2125	70	5,00
MT07P4B25S25PC	0490-0592-420	ePM1>60%	F7	420	24,00	3500	70	8,50
MT07P4B25S32PC	0592-0592-420	ePM1>60%	F7	420	32,00	4250	70	9,00

Code	Size W x L x D	Filter Class ISO 16890	Filter Class EN 779-2012	Depth mm	Area m ²	Air Flow m ³ /h	In. Pressure Drop (pa)	Weight kg
MT08P4B25S16PC	0287-0592-420	ePM1>75%	F8	420	16,00	2125	85	5,00
MT08P4B25S25PC	0490-0592-420	ePM1>75%	F8	420	24,00	3500	85	8,50
MT08P4B25S32PC	0592-0592-420	ePM1>75%	F8	420	32,00	4250	85	9,00

Code	Size W x L x D	Filter Class ISO 16890	Filter Class EN 779-2012	Depth mm	Area m ²	Air Flow m ³ /h	In. Pressure Drop (pa)	Weight kg
MT09P4B25RS6PC	0287-0592-420	ePM1>85%	F9	420	16,00	2125	100	5,00
MT09P4B25S25PC	0490-0592-420	ePM1>85%	F9	420	24,00	3500	100	8,50
MT09P4B25S32PC	0592-0592-420	ePM1>85%	F9	420	32,00	4250	100	9,00

ABSOLUTE FILTERS

AIR FILTRATION
& AIR QUALITY



AIR FILTERS

INTERNATIONAL CLASSIFICATION

EN 1822

Group	EN 1822			Integral Value of Efficiency in the MPPS in %	Integral Value of Penetration in the MPPS in %	Local Value of Efficiency in the MPPS in %	Local Value of Penetration in the MPPS in %	Local Value of Efficiency in the MPPS in %	
Suspended	E	E10	MERV 16	600	≥ 85	≥ 15	-	-	-
		E11	NA	600	≥ 95	≥ 5	-	-	-
		E12	NA	600	≥ 99.5	≥ 0.5	-	-	-
	H	H13	NA	600	≥ 99.95	≥ 0.05	≥ 99.75	≥ 0.25	≥ 99.75
		H14	NA	600	≥ 99.995	≥ 0.005	≥ 99.975	≥ 0.025	≥ 99.975
	U	U15	NA	600	≥ 99.9995	≥ 0.0005	≥ 99.9975	≥ 0.0025	≥ 99.9975
		U16	NA	600	≥ 99.99995	≥ 0.00005	≥ 99.99975	≥ 0.00025	≥ 99.99975
U17		NA	600	≥ 99.999995	≥ 0.000005	≥ 99.9999	≥ 0.0001	≥ 99.9999	



TURBULENT FLOW ABSOLUTE FILTERS

LAMINAR FLOW ABSOLUTE FILTERS

HEPA TERMINAL HOOD FILTERS

GEL GASKET HEPA FILTERS

HIGH CAPACITY V-TYPE HEPA FILTERS

HIGHT TEMPERATURE RESISTANCE HEPA FILTERS

HEPALAM-69-ARK

Laminar Flow Absolute Filters



HL12ARK2PG-0610-0610-069

FILTER CODE STRUCTURE

Type	HL	HEPALAM-69
Class EN1822	12	E12
Frame	A	Aluminium
Media	R	Micro Glass Fibre
Pleat Depth	K	48 mm
Surface Grid	2	Both Side With Face Grids
Gasket Type	P	Polyurethane
Gasket Direction	G	Air Inlet
Size		0610-0610-069

APPLICATIONS

- To be used for absolute air filtration in controlled contamination environments clean rooms, LAF benches and operating rooms

TECHNICAL SPECIFICATIONS

Class EN1822	E10	E11	E12
Av. Efficiency EN1822	≥85 %	≥95 %	≥99,5 %
Max. Temperature	80°C		
Relative Humidity	100 %		
Rec. Final Pres. Drop	600 Pa.		
Filter Stage	III		

HEPALAM-69-ARK Series Technical Data

Code	Size WxLxD	Filter Class EN1822	Depth mm	Area m ²	Air Flow m ³ /h	In.Pressure Drop (pa)	Weight kg
HL10ARK2PG	0305-0305-069	E10	69	2,40	150	60	1,10
HL10ARK2PG	0305-0610-069	E10	69	5,00	300	60	2,25
HL10ARK2PG	0457-0457-069	E10	69	5,50	350	60	2,50
HL10ARK2PG	0457-0610-069	E10	69	7,50	450	60	3,35
HL10ARK2PG	0610-0610-069	E10	69	10,00	600	60	4,30
HL10ARK2PG	0610-0762-069	E10	69	12,20	750	60	5,55
HL10ARK2PG	0610-0915-069	E10	69	15,00	900	60	6,65
HL10ARK2PG	0610-1220-069	E10	69	20,00	1200	60	9,00

Code	Size WxLxD	Filter Class EN1822	Depth mm	Area m ²	Air Flow m ³ /h	In.Pressure Drop (pa)	Weight kg
HL11ARK2PG	0305-0305-069	E11	69	2,40	150	70	1,10
HL11ARK2PG	0305-0610-069	E11	69	5,00	300	70	2,25
HL11ARK2PG	0457-0457-069	E11	69	5,50	350	70	2,50
HL11ARK2PG	0457-0610-069	E11	69	7,50	450	70	3,35
HL11ARK2PG	0610-0610-069	E11	69	10,00	600	70	4,30
HL11ARK2PG	0610-0762-069	E11	69	12,20	750	70	5,55
HL11ARK2PG	0610-0915-069	E11	69	15,00	900	70	6,65
HL11ARK2PG	0610-1220-069	E11	69	20,00	1200	70	9,00

Code	Size WxLxD	Filter Class EN1822	Depth mm	Area m ²	Air Flow m ³ /h	In.Pressure Drop (pa)	Weight kg
HL12ARK2PG	0305-0305-069	E12	69	2,40	150	100	1,10
HL12ARK2PG	0305-0610-069	E12	69	5,00	300	100	2,25
HL12ARK2PG	0457-0457-069	E12	69	5,50	350	100	2,50
HL12ARK2PG	0457-0610-069	E12	69	7,50	450	100	3,35
HL12ARK2PG	0610-0610-069	E12	69	10,00	600	100	4,30
HL12ARK2PG	0610-0762-069	E12	69	12,20	750	100	5,55
HL12ARK2PG	0610-0915-069	E12	69	15,00	900	100	6,65
HL12ARK2PG	0610-1220-069	E12	69	20,00	1200	100	9,00

HEPALAM-69-ARK

Laminar Flow Absolute Filters



HL13ARK2PG-0610-0610-069

FILTER CODE STRUCTURE

Type	HL	HEPALAM-69
Class EN1822	B3	H13
Frame	A	Aluminium
Media	R	Micro Glass Fibre
Pleat Depth	K	48 mm
Surface Grid	2	Both Side With Face Grids
Gasket Type	P	Polyurethane
Gasket Direction	G	Air Inlet
Size		0610-0610-069

APPLICATIONS

- To be used for absolute air filtration in controlled contamination environments clean rooms, LAF benches and operating rooms

TECHNICAL SPECIFICATIONS

Class EN1822	H13	H14	U15
Av. Efficiency EN1822	≥99.95 %	≥99.995 %	≥99.9995 %
Max. Temperature	80°C		
Relative Humidity	100 %		
Rec. Final Pres. Drop	600 Pa.		
Filter Stage	III		

HEPALAM-69-ARK Series Technical Data

Code	Size W x L x D	Filter Class EN1822	Depth mm	Area m ²	Air Flow m ³ /h	In.Pressure Drop (pa)	Weight kg
HL13ARK2PG	0305-0305-069	H13	69	2,40	150	110	1,10
HL13ARK2PG	0305-0610-069	H13	69	5,00	300	110	2,25
HL13ARK2PG	0457-0457-069	H13	69	5,50	350	110	2,50
HL13ARK2PG	0457-0610-069	H13	69	7,50	450	110	3,35
HL13ARK2PG	0610-0610-069	H13	69	10,00	600	110	4,30
HL13ARK2PG	0610-0762-069	H13	69	12,20	750	110	5,55
HL13ARK2PG	0610-0915-069	H13	69	15,00	900	110	6,65
HL13ARK2PG	0610-1220-069	H13	69	20,00	1200	110	9,00

Code	Size W x L x D	Filter Class EN1822	Depth mm	Area m ²	Air Flow m ³ /h	In.Pressure Drop (pa)	Weight kg
HL14ARK2PG	0305-0305-069	H14	69	2,40	150	125	1,10
HL14ARK2PG	0305-0610-069	H14	69	5,00	300	125	2,25
HL14ARK2PG	0457-0457-069	H14	69	5,50	350	125	2,50
HL14ARK2PG	0457-0610-069	H14	69	7,50	450	125	3,35
HL14ARK2PG	0610-0610-069	H14	69	10,00	600	125	4,30
HL14ARK2PG	0610-0762-069	H14	69	12,20	750	125	5,55
HL14ARK2PG	0610-0915-069	H14	69	15,00	900	125	6,65
HL14ARK2PG	0610-1220-069	H14	69	20,00	1200	125	9,00

Code	Size W x L x D	Filter Class EN1822	Depth mm	Area m ²	Air Flow m ³ /h	In.Pressure Drop (pa)	Weight kg
HL15ARK2PG	0305-0305-069	U15	69	2,40	150	140	1,10
HL15ARK2PG	0305-0610-069	U15	69	5,00	300	140	2,25
HL15ARK2PG	0457-0457-069	U15	69	5,50	350	140	2,50
HL15ARK2PG	0457-0610-069	U15	69	7,50	450	140	3,35
HL15ARK2PG	0610-0610-069	U15	69	10,00	600	140	4,30
HL15ARK2PG	0610-0762-069	U15	69	12,20	750	140	5,55
HL15ARK2PG	0610-0915-069	U15	69	15,00	900	140	6,65
HL15ARK2PG	0610-1220-069	U15	69	20,00	1200	140	9,00

HEPALAM-78-ARM

Laminar Flow Absolute Filters



HL11ARM2PG-0610-0610-078

FILTER CODE STRUCTURE

Type	HL	HEPALAM-78
Class EN1822	T1	E11
Frame	A	Aluminium
Media	R	Micro Glass Fibre
Pleat Depth	M	58 mm
Surface Grid	2	Both Side With Face Grids
Gasket Type	P	Polyurethane
Gasket Direction	G	Air Inlet
Size		0610-0610-078

APPLICATIONS

- To be used for absolute air filtration in controlled contamination environments clean rooms, LAF benches and operating rooms

TECHNICAL SPECIFICATIONS

Class EN1822	E10	E11	E12
Av. Efficiency EN1822	≥85%	≥95%	≥99.5%
Max. Temperature	80°C		
Relative Humidity	100%		
Rec. Final Pres. Drop	600 Pa.		
Filter Stage	III		

HEPALAM-78-ARM Series Technical Data

Code	Size W x L x D	Filter Class EN1822	Depth mm	Area m ²	Air Flow m ³ /h	In.Pressure Drop (pa)	Weight kg
HL10ARM2PG	0305-0305-078	E10	78	2,80	150	60	1,85
HL10ARM2PG	0305-0610-078	E10	78	5,50	300	60	3,50
HL10ARM2PG	0457-0457-078	E10	78	6,00	350	60	4,25
HL10ARM2PG	0457-0610-078	E10	78	8,00	450	60	6,50
HL10ARM2PG	0610-0610-078	E10	78	10,50	600	60	6,80
HL10ARM2PG	0610-0762-078	E10	78	13,00	750	60	8,50
HL10ARM2PG	0610-0915-078	E10	78	15,50	900	60	10,00
HL10ARM2PG	0610-1220-078	E10	78	21,00	1200	60	12,50

Code	Size W x L x D	Filter Class EN1822	Depth mm	Area m ²	Air Flow m ³ /h	In.Pressure Drop (pa)	Weight kg
HL11ARM2PG	0305-0305-078	E11	78	2,80	150	70	1,85
HL11ARM2PG	0305-0610-078	E11	78	5,50	300	70	3,50
HL11ARM2PG	0457-0457-078	E11	78	6,00	350	70	4,25
HL11ARM2PG	0457-0610-078	E11	78	8,00	450	70	6,50
HL11ARM2PG	0610-0610-078	E11	78	10,50	600	70	6,80
HL11ARM2PG	0610-0762-078	E11	78	13,00	750	70	8,50
HL11ARM2PG	0610-0915-078	E11	78	15,50	900	70	10,00
HL11ARM2PG	0610-1220-078	E11	78	21,00	1200	70	12,50

Code	Size W x L x D	Filter Class EN1822	Depth mm	Area m ²	Air Flow m ³ /h	In.Pressure Drop (pa)	Weight kg
HL12ARM2PG	0305-0305-078	E12	78	2,80	150	100	1,85
HL12ARM2PG	0305-0610-078	E12	78	5,50	300	100	3,50
HL12ARM2PG	0457-0457-078	E12	78	6,00	350	100	4,25
HL12ARM2PG	0457-0610-078	E12	78	8,00	450	100	6,50
HL12ARM2PG	0610-0610-078	E12	78	10,50	600	100	6,80
HL12ARM2PG	0610-0762-078	E12	78	13,00	750	100	8,50
HL12ARM2PG	0610-0915-078	E12	78	15,50	900	100	10,00
HL12ARM2PG	0610-1220-078	E12	78	21,00	1200	100	12,50

HEPALAM-78-ARM

Laminar Flow Absolute Filters



HL13ARM2PG-0610-0610-078

FILTER CODE STRUCTURE

Type	HL	HEPALAM-78
Class EN1822	B3	H13
Frame	A	Aluminium
Media	R	Micro Glass Fibre
Pleat Depth	M	58 mm
Surface Grid	2	Both Side With Face Grids
Gasket Type	P	Polyurethane
Gasket Direction	G	Air Inlet
Size		0610-0610-078

APPLICATIONS

- To be used for absolute air filtration in controlled contamination environments clean rooms, LAF benches and operating rooms

TECHNICAL SPECIFICATIONS

Class EN1822	H13	H14	U15
Av. Efficiency EN1822	≥99.95 %	≥99.995 %	≥99.9995 %
Max. Temperature	80°C		
Relative Humidity	100 %		
Rec. Final Pres. Drop	600 Pa.		
Filter Stage	III		

HEPALAM-78-ARM Series Technical Data

Code	Size WxLxD	Filter Class EN1822	Depth mm	Area m ²	Air Flow m ³ /h	In.Pressure Drop (pa)	Weight kg
HL13ARM2PG	0305-0305-078	H13	78	2,80	150	110	1,85
HL13ARM2PG	0305-0610-078	H13	78	5,50	300	110	3,50
HL13ARM2PG	0457-0457-078	H13	78	6,00	350	110	4,25
HL13ARM2PG	0457-0610-078	H13	78	8,00	450	110	6,50
HL13ARM2PG	0610-0610-078	H13	78	10,50	600	110	6,80
HL13ARM2PG	0610-0762-078	H13	78	13,00	750	110	8,50
HL13ARM2PG	0610-0915-078	H13	78	15,50	900	110	10,00
HL13ARM2PG	0610-1220-078	H13	78	21,00	1200	110	12,50

Code	Size WxLxD	Filter Class EN1822	Depth mm	Area m ²	Air Flow m ³ /h	In.Pressure Drop (pa)	Weight kg
HL14ARM2PG	0305-0305-078	H14	78	2,80	150	125	1,85
HL14ARM2PG	0305-0610-078	H14	78	5,50	300	125	3,50
HL14ARM2PG	0457-0457-078	H14	78	6,00	350	125	4,25
HL14ARM2PG	0457-0610-078	H14	78	8,00	450	125	6,50
HL14ARM2PG	0610-0610-078	H14	78	10,50	600	125	6,80
HL14ARM2PG	0610-0762-078	H14	78	13,00	750	125	8,50
HL14ARM2PG	0610-0915-078	H14	78	15,50	900	125	10,00
HL14ARM2PG	0610-1220-078	H14	78	21,00	1200	125	12,50

Code	Size WxLxD	Filter Class EN1822	Depth mm	Area m ²	Air Flow m ³ /h	In.Pressure Drop (pa)	Weight kg
HL15ARM2PG	0305-0305-078	U15	78	2,80	150	140	1,85
HL15ARM2PG	0305-0610-078	U15	78	5,50	300	140	3,50
HL15ARM2PG	0457-0457-078	U15	78	6,00	350	140	4,25
HL15ARM2PG	0457-0610-078	U15	78	8,00	450	140	6,50
HL15ARM2PG	0610-0610-078	U15	78	10,50	600	140	6,80
HL15ARM2PG	0610-0762-078	U15	78	13,00	750	140	8,50
HL15ARM2PG	0610-0915-078	U15	78	15,50	900	140	10,00
HL15ARM2PG	0610-1220-078	U15	78	21,00	1200	140	12,50

HEPALAM-90-ARM

Laminar Flow Absolute Filters



HL11ARM2PG-0610-0610-90

FILTER CODE STRUCTURE

Type	HL	HEPALAM-90
Class EN1822	T1	E11
Frame	A	Aluminium
Media	R	Micro Glass Fibre
Pleat Depth	M	58 mm
Surface Grid	2	Both Side With Face Grids
Gasket Type	P	Polyurethane
Gasket Direction	G	Air Inlet
Size		0610-0610-90

APPLICATIONS

- To be used for absolute air filtration in controlled contamination environments clean rooms, LAF benches and operating rooms

TECHNICAL SPECIFICATIONS

Class EN1822	E10	E11	E12
Av. Efficiency EN1822	≥85%	≥95%	≥99.5%
Max. Temperature	80°C		
Relative Humidity	100%		
Rec. Final Pres. Drop	600 Pa.		
Filter Stage	III		

HEPALAM-90-ARM Series Technical Data

Code	Size W x L x D	Filter Class EN1822	Depth mm	Area m ²	Air Flow m ³ /h	In.Pressure Drop (pa)	Weight kg
HL10ARM2PG	0305-0305-090	E10	90	2,80	150	60	1,85
HL10ARM2PG	0305-0610-090	E10	90	5,50	300	60	3,50
HL10ARM2PG	0457-0457-090	E10	90	6,00	350	60	4,25
HL10ARM2PG	0457-0610-090	E10	90	8,00	450	60	6,50
HL10ARM2PG	0610-0610-090	E10	90	10,50	600	60	6,80
HL10ARM2PG	0610-0762-090	E10	90	13,00	750	60	8,50
HL10ARM2PG	0610-0915-090	E10	90	15,50	900	60	10,00
HL10ARM2PG	0610-1220-090	E10	90	21,00	1200	60	12,50

Code	Size W x L x D	Filter Class EN1822	Depth mm	Area m ²	Air Flow m ³ /h	In.Pressure Drop (pa)	Weight kg
HL11ARM2PG	0305-0305-090	E11	90	2,80	150	70	1,85
HL11ARM2PG	0305-0610-090	E11	90	5,50	300	70	3,50
HL11ARM2PG	0457-0457-090	E11	90	6,00	350	70	4,25
HL11ARM2PG	0457-0610-090	E11	90	8,00	450	70	6,50
HL11ARM2PG	0610-0610-090	E11	90	10,50	600	70	6,80
HL11ARM2PG	0610-0762-090	E11	90	13,00	750	70	8,50
HL11ARM2PG	0610-0915-090	E11	90	15,50	900	70	10,00
HL11ARM2PG	0610-1220-090	E11	90	21,00	1200	70	12,50

Code	Size W x L x D	Filter Class EN1822	Depth mm	Area m ²	Air Flow m ³ /h	In.Pressure Drop (pa)	Weight kg
HL12ARM2PG	0305-0305-090	E12	90	2,80	150	100	1,85
HL12ARM2PG	0305-0610-090	E12	90	5,50	300	100	3,50
HL12ARM2PG	0457-0457-090	E12	90	6,00	350	100	4,25
HL12ARM2PG	0457-0610-090	E12	90	8,00	450	100	6,50
HL12ARM2PG	0610-0610-090	E12	90	10,50	600	100	6,80
HL12ARM2PG	0610-0762-090	E12	90	13,00	750	100	8,50
HL12ARM2PG	0610-0915-090	E12	90	15,50	900	100	10,00
HL12ARM2PG	0610-1220-090	E12	90	21,00	1200	100	12,50

HEPALAM-90-ARM

Laminar Flow Absolute Filters



HL13ARM2P6-0610-0610-90

FILTER CODE STRUCTURE

Type	HL	HEPALAM-90
Class EN1822	B3	H13
Frame	A	Aluminium
Media	R	Micro Glass Fibre
Pleat Depth	M	58 mm
Surface Grid	2	Both Side With Face Grids
Gasket Type	P	Polyurethane
Gasket Direction	G	Air Inlet
Size		0610-0610-90

APPLICATIONS

- To be used for absolute air filtration in controlled contamination environments clean rooms, LAF benches and operating rooms

TECHNICAL SPECIFICATIONS

Class EN1822	H13	H14	U15
Av. Efficiency EN1822	≥99.95 %	≥99.995 %	≥99.9995 %
Max. Temperature	80°C		
Relative Humidity	100 %		
Rec. Final Pres. Drop	600 Pa.		
Filter Stage	III		

HEPALAM-90-ARM Series Technical Data

Code	Size W x L x D	Filter Class EN1822	Depth mm	Area m ²	Air Flow m ³ /h	In.Pressure Drop (pa)	Weight kg
HL13ARM2PG	0305-0305-090	H13	90	2,80	150	110	1,85
HL13ARM2PG	0305-0610-090	H13	90	5,50	300	110	3,50
HL13ARM2PG	0457-0457-090	H13	90	6,00	350	110	4,25
HL13ARM2PG	0457-0610-090	H13	90	8,00	450	110	6,50
HL13ARM2PG	0610-0610-090	H13	90	10,50	600	110	6,80
HL13ARM2PG	0610-0762-090	H13	90	13,00	750	110	8,50
HL13ARM2PG	0610-0915-090	H13	90	15,50	900	110	10,00
HL13ARM2PG	0610-1220-090	H13	90	21,00	1200	110	12,50

Code	Size W x L x D	Filter Class EN1822	Depth mm	Area m ²	Air Flow m ³ /h	In.Pressure Drop (pa)	Weight kg
HL14ARM2PG	0305-0305-090	H14	90	2,80	150	125	1,85
HL14ARM2PG	0305-0610-090	H14	90	5,50	300	125	3,50
HL14ARM2PG	0457-0457-090	H14	90	6,00	350	125	4,25
HL14ARM2PG	0457-0610-090	H14	90	8,00	450	125	6,50
HL14ARM2PG	0610-0610-090	H14	90	10,50	600	125	6,80
HL14ARM2PG	0610-0762-090	H14	90	13,00	750	125	8,50
HL14ARM2PG	0610-0915-090	H14	90	15,50	900	125	10,00
HL14ARM2PG	0610-1220-090	H14	90	21,00	1200	125	12,50

Code	Size W x L x D	Filter Class EN1822	Depth mm	Area m ²	Air Flow m ³ /h	In.Pressure Drop (pa)	Weight kg
HL15ARM2PG	0305-0305-090	U15	90	2,80	150	140	1,85
HL15ARM2PG	0305-0610-090	U15	90	5,50	300	140	3,50
HL15ARM2PG	0457-0457-090	U15	90	6,00	350	140	4,25
HL15ARM2PG	0457-0610-090	U15	90	8,00	450	140	6,50
HL15ARM2PG	0610-0610-090	U15	90	10,50	600	140	6,80
HL15ARM2PG	0610-0762-090	U15	90	13,00	750	140	8,50
HL15ARM2PG	0610-0915-090	U15	90	15,50	900	140	10,00
HL15ARM2PG	0610-1220-090	U15	90	21,00	1200	140	12,50

HEPALAM-90-ARN

Laminar Flow Absolute Filters



HL11ARN2PG-0610-0610-90

FILTER CODE STRUCTURE

Type	HL	HEPALAM-90
Class EN1822	T1	E11
Frame	A	Aluminium
Media	R	Micro Glass Fibre
Pleat Depth	N	65 mm
Surface Grid	2	Both Side With Face Grids
Gasket Type	P	Polyurethane
Gasket Direction	G	Air Inlet
Size		0610-0610-90

APPLICATIONS

- To be used for absolute air filtration in controlled contamination environments clean rooms, LAF benches and operating rooms

TECHNICAL SPECIFICATIONS

Class EN1822	E10	E11	E12
Av. Efficiency EN1822	≥85%	≥95%	≥99.5%
Max. Temperature	80°C		
Relative Humidity	100%		
Rec. Final Pres. Drop	600 Pa.		
Filter Stage	III		

HEPALAM-90-ARN Series Technical Data

Code	Size WxLxD	Filter Class EN1822	Depth mm	Area m ²	Air Flow m ³ /h	In.Pressure Drop (pa)	Weight kg
HL10ARN2PG	0305-0305-090	E10	90	3,00	150	55	1,85
HL10ARN2PG	0305-0610-090	E10	90	6,00	300	55	3,50
HL10ARN2PG	0457-0457-090	E10	90	6,50	350	55	4,25
HL10ARN2PG	0457-0610-090	E10	90	8,75	450	55	6,50
HL10ARN2PG	0610-0610-090	E10	90	11,75	600	55	6,80
HL10ARN2PG	0610-0762-090	E10	90	14,50	750	55	8,50
HL10ARN2PG	0610-0915-090	E10	90	17,00	900	55	10,00
HL10ARN2PG	0610-1220-090	E10	90	23,00	1200	55	12,50

Code	Size WxLxD	Filter Class EN1822	Depth mm	Area m ²	Air Flow m ³ /h	In.Pressure Drop (pa)	Weight kg
HL11ARN2PG	0305-0305-090	E11	90	3,00	150	65	1,85
HL11ARN2PG	0305-0610-090	E11	90	6,00	300	65	3,50
HL11ARN2PG	0457-0457-090	E11	90	6,50	350	65	4,25
HL11ARN2PG	0457-0610-090	E11	90	8,75	450	65	6,50
HL11ARN2PG	0610-0610-090	E11	90	11,75	600	65	6,80
HL11ARN2PG	0610-0762-090	E11	90	14,50	750	65	8,50
HL11ARN2PG	0610-0915-090	E11	90	17,00	900	65	10,00
HL11ARN2PG	0610-1220-090	E11	90	23,00	1200	65	12,50

Code	Size WxLxD	Filter Class EN1822	Depth mm	Area m ²	Air Flow m ³ /h	In.Pressure Drop (pa)	Weight kg
HL12ARN2PG	0305-0305-090	E12	90	3,00	150	90	1,85
HL12ARN2PG	0305-0610-090	E12	90	6,00	300	90	3,50
HL12ARN2PG	0457-0457-090	E12	90	6,50	350	90	4,25
HL12ARN2PG	0457-0610-090	E12	90	8,75	450	90	6,50
HL12ARN2PG	0610-0610-090	E12	90	11,75	600	90	6,80
HL12ARN2PG	0610-0762-090	E12	90	14,50	750	90	8,50
HL12ARN2PG	0610-0915-090	E12	90	17,00	900	90	10,00
HL12ARN2PG	0610-1220-090	E12	90	23,00	1200	90	12,50

HEPALAM-90-ARN

Laminar Flow Absolute Filters



HL13ARN2PG-0610-0610-90

FILTER CODE STRUCTURE

Type	HL	HEPALAM-90
Class EN1822	B3	H13
Frame	A	Aluminium
Media	R	Micro Glass Fibre
Pleat Depth	N	65 mm
Surface Grid	2	Both Side With Face Grids
Gasket Type	P	Polyurethane
Gasket Direction	G	Air Inlet
Size		0610-0610-90

APPLICATIONS

- To be used for absolute air filtration in controlled contamination environments clean rooms, LAF benches and operating rooms

TECHNICAL SPECIFICATIONS

Class EN1822	H13	H14	U15
Av. Efficiency EN1822	≥99.95 %	≥99.995 %	≥99.9995 %
Max. Temperature	80°C		
Relative Humidity	100 %		
Rec. Final Pres. Drop	600 Pa.		
Filter Stage	III		

HEPALAM-90-ARN Series Technical Data

Code	Size W x L x D	Filter Class EN1822	Depth mm	Area m ²	Air Flow m ³ /h	In.Pressure Drop (pa)	Weight kg
HL13ARN2PG	0305-0305-090	H13	90	3,00	150	100	1,85
HL13ARN2PG	0305-0610-090	H13	90	6,00	300	100	3,50
HL13ARN2PG	0457-0457-090	H13	90	6,50	350	100	4,25
HL13ARN2PG	0457-0610-090	H13	90	8,75	450	100	6,50
HL13ARN2PG	0610-0610-090	H13	90	11,75	600	100	6,80
HL13ARN2PG	0610-0762-090	H13	90	14,50	750	100	8,50
HL13ARN2PG	0610-0915-090	H13	90	17,00	900	100	10,00
HL13ARN2PG	0610-1220-090	H13	90	23,00	1200	100	12,50

Code	Size W x L x D	Filter Class EN1822	Depth mm	Area m ²	Air Flow m ³ /h	In.Pressure Drop (pa)	Weight kg
HL14ARN2PG	0305-0305-090	H14	90	3,00	150	115	1,85
HL14ARN2PG	0305-0610-090	H14	90	6,00	300	115	3,50
HL14ARN2PG	0457-0457-090	H14	90	6,50	350	115	4,25
HL14ARN2PG	0457-0610-090	H14	90	8,75	450	115	6,50
HL14ARN2PG	0610-0610-090	H14	90	11,75	600	115	6,80
HL14ARN2PG	0610-0762-090	H14	90	14,50	750	115	8,50
HL14ARN2PG	0610-0915-090	H14	90	17,00	900	115	10,00
HL14ARN2PG	0610-1220-090	H14	90	23,00	1200	115	12,50

Code	Size W x L x D	Filter Class EN1822	Depth mm	Area m ²	Air Flow m ³ /h	In.Pressure Drop (pa)	Weight kg
HL15ARN2PG	0305-0305-090	U15	90	3,00	150	130	1,85
HL15ARN2PG	0305-0610-090	U15	90	6,00	300	130	3,50
HL15ARN2PG	0457-0457-090	U15	90	6,50	350	130	4,25
HL15ARN2PG	0457-0610-090	U15	90	8,75	450	130	6,50
HL15ARN2PG	0610-0610-090	U15	90	11,75	600	130	6,80
HL15ARN2PG	0610-0762-090	U15	90	14,50	750	130	8,50
HL15ARN2PG	0610-0915-090	U15	90	17,00	900	130	10,00
HL15ARN2PG	0610-1220-090	U15	90	23,00	1200	130	12,50

HEPALAM-110-ARM

Laminar Flow Absolute Filters



HL11ARM2PG-0610-0610-110

FILTER CODE STRUCTURE

Type	HL	HEPALAM-110
Class EN1822	T1	E11
Frame	A	Aluminium
Media	R	Micro Glass Fibre
Pleat Depth	M	58 mm
Surface Grid	2	Both Side With Face Grids
Gasket Type	P	Polyurethane
Gasket Direction	G	Air Inlet
Size		0610-0610-110

APPLICATIONS

- To be used for absolute air filtration in controlled contamination environments clean rooms, LAF benches and operating rooms

TECHNICAL SPECIFICATIONS

Class EN1822	E10	E11	E12
Av. Efficiency EN1822	≥85%	≥95%	≥99.5%
Max. Temperature	80°C		
Relative Humidity	100%		
Rec. Final Pres. Drop	600 Pa.		
Filter Stage	III		

HEPALAM-110-ARM Series Technical Data

Code	Size W x L x D	Filter Class EN1822	Depth mm	Area m ²	Air Flow m ³ /h	In.Pressure Drop (pa)	Weight kg
HL10ARM2PG	0305-0305-110	E10	110	2,80	150	60	1,85
HL10ARM2PG	0305-0610-110	E10	110	5,50	300	60	3,50
HL10ARM2PG	0457-0457-110	E10	110	6,00	350	60	4,25
HL10ARM2PG	0457-0610-110	E10	110	8,00	450	60	6,50
HL10ARM2PG	0610-0610-110	E10	110	10,50	600	60	6,80
HL10ARM2PG	0610-0762-110	E10	110	13,00	750	60	8,50
HL10ARM2PG	0610-0915-110	E10	110	15,50	900	60	10,00
HL10ARM2PG	0610-1220-110	E10	110	21,00	1200	60	12,50

Code	Size W x L x D	Filter Class EN1822	Depth mm	Area m ²	Air Flow m ³ /h	In.Pressure Drop (pa)	Weight kg
HL11ARM2PG	0305-0305-110	E11	110	2,80	150	70	1,85
HL11ARM2PG	0305-0610-110	E11	110	5,50	300	70	3,50
HL11ARM2PG	0457-0457-110	E11	110	6,00	350	70	4,25
HL11ARM2PG	0457-0610-110	E11	110	8,00	450	70	6,50
HL11ARM2PG	0610-0610-110	E11	110	10,50	600	70	6,80
HL11ARM2PG	0610-0762-110	E11	110	13,00	750	70	8,50
HL11ARM2PG	0610-0915-110	E11	110	15,50	900	70	10,00
HL11ARM2PG	0610-1220-110	E11	110	21,00	1200	70	12,50

Code	Size W x L x D	Filter Class EN1822	Depth mm	Area m ²	Air Flow m ³ /h	In.Pressure Drop (pa)	Weight kg
HL12ARM2PG	0305-0305-110	E12	110	2,80	150	100	1,85
HL12ARM2PG	0305-0610-110	E12	110	5,50	300	100	3,50
HL12ARM2PG	0457-0457-110	E12	110	6,00	350	100	4,25
HL12ARM2PG	0457-0610-110	E12	110	8,00	450	100	6,50
HL12ARM2PG	0610-0610-110	E12	110	10,50	600	100	6,80
HL12ARM2PG	0610-0762-110	E12	110	13,00	750	100	8,50
HL12ARM2PG	0610-0915-110	E12	110	15,50	900	100	10,00
HL12ARM2PG	0610-1220-110	E12	110	21,00	1200	100	12,50

HEPALAM-110-ARM

Laminar Flow Absolute Filters



HL13ARM2P6-0610-0610-110

FILTER CODE STRUCTURE

Type	HL	HEPALAM-110
Class EN1822	B3	H13
Frame	A	Aluminium
Media	R	Micro Glass Fibre
Pleat Depth	M	58 mm
Surface Grid	2	Both Side With Face Grids
Gasket Type	P	Polyurethane
Gasket Direction	G	Air Inlet
Size		0610-0610-110

APPLICATIONS

- To be used for absolute air filtration in controlled contamination environments clean rooms, LAF benches and operating rooms

TECHNICAL SPECIFICATIONS

Class EN1822	H13	H14	U15
Av. Efficiency EN1822	≥99.95 %	≥99.995 %	≥99.9995 %
Max. Temperature	80°C		
Relative Humidity	100 %		
Rec. Final Pres. Drop	600 Pa.		
Filter Stage	III		

HEPALAM-110-ARM Series Technical Data

Code	Size W x L x D	Filter Class EN1822	Depth mm	Area m ²	Air Flow m ³ /h	In.Pressure Drop (pa)	Weight kg
HL13ARM2PG	0305-0305-110	H13	110	2,80	150	110	1,85
HL13ARM2PG	0305-0610-110	H13	110	5,50	300	110	3,50
HL13ARM2PG	0457-0457-110	H13	110	6,00	350	110	4,25
HL13ARM2PG	0457-0610-110	H13	110	8,00	450	110	6,50
HL13ARM2PG	0610-0610-110	H13	110	10,50	600	110	6,80
HL13ARM2PG	0610-0762-110	H13	110	13,00	750	110	8,50
HL13ARM2PG	0610-0915-110	H13	110	15,50	900	110	10,00
HL13ARM2PG	0610-1220-110	H13	110	21,00	1200	110	12,50

Code	Size W x L x D	Filter Class EN1822	Depth mm	Area m ²	Air Flow m ³ /h	In.Pressure Drop (pa)	Weight kg
HL14ARM2PG	0305-0305-110	H14	110	2,80	150	125	1,85
HL14ARM2PG	0305-0610-110	H14	110	5,50	300	125	3,50
HL14ARM2PG	0457-0457-110	H14	110	6,00	350	125	4,25
HL14ARM2PG	0457-0610-110	H14	110	8,00	450	125	6,50
HL14ARM2PG	0610-0610-110	H14	110	10,50	600	125	6,80
HL14ARM2PG	0610-0762-110	H14	110	13,00	750	125	8,50
HL14ARM2PG	0610-0915-110	H14	110	15,50	900	125	10,00
HL14ARM2PG	0610-1220-110	H14	110	21,00	1200	125	12,50

Code	Size W x L x D	Filter Class EN1822	Depth mm	Area m ²	Air Flow m ³ /h	In.Pressure Drop (pa)	Weight kg
HL15ARM2PG	0305-0305-110	U15	110	2,80	150	140	1,85
HL15ARM2PG	0305-0610-110	U15	110	5,50	300	140	3,50
HL15ARM2PG	0457-0457-110	U15	110	6,00	350	140	4,25
HL15ARM2PG	0457-0610-110	U15	110	8,00	450	140	6,50
HL15ARM2PG	0610-0610-110	U15	110	10,50	600	140	6,80
HL15ARM2PG	0610-0762-110	U15	110	13,00	750	140	8,50
HL15ARM2PG	0610-0915-110	U15	110	15,50	900	140	10,00
HL15ARM2PG	0610-1220-110	U15	110	21,00	1200	140	12,50

HEPALAM-110-ARN

Laminar Flow Absolute Filters



HL12ARN2PG-0610-0610-110

FILTER CODE STRUCTURE

Type	HL	HEPALAM
Class EN1822	12	E12
Frame	A	Aluminium
Media	R	Micro Glass Fibre
Pleat Depth	N	75 mm
Surface Grid	2	Both Side With Face Grids
Gasket Type	P	Polyurethane
Gasket Direction	G	Air Inlet
Size		0610-0610-110

APPLICATIONS

- To be used for absolute air filtration in controlled contamination environments clean rooms, LAF benches and operating rooms

TECHNICAL SPECIFICATIONS

Class EN1822	E10	E11	E12
Av. Efficiency EN1822	≥85%	≥95%	≥99.5%
Max. Temperature	80°C		
Relative Humidity	100%		
Rec. Final Pres. Drop	600 Pa.		
Filter Stage	III		

HEPALAM-110-ARN Series Technical Data

Code	Size WxLxD	Filter Class EN1822	Depth mm	Area m ²	Air Flow m ³ /h	In.Pressure Drop (pa)	Weight kg
HL10ARN2PG	0305-0305-110	E10	110	3,90	150	50	1,85
HL10ARN2PG	0305-0610-110	E10	110	7,75	300	50	3,50
HL10ARN2PG	0457-0457-110	E10	110	8,40	350	50	4,25
HL10ARN2PG	0457-0610-110	E10	110	11,30	450	50	6,50
HL10ARN2PG	0610-0610-110	E10	110	15,20	600	50	6,80
HL10ARN2PG	0610-0762-110	E10	110	18,75	750	50	8,50
HL10ARN2PG	0610-0915-110	E10	110	22,00	900	50	10,00
HL10ARN2PG	0610-1220-110	E10	110	29,75	1200	50	12,50

Code	Size WxLxD	Filter Class EN1822	Depth mm	Area m ²	Air Flow m ³ /h	In.Pressure Drop (pa)	Weight kg
HL11ARN2PG	0305-0305-110	E11	110	3,90	150	60	1,85
HL11ARN2PG	0305-0610-110	E11	110	7,75	300	60	3,50
HL11ARN2PG	0457-0457-110	E11	110	8,40	350	60	4,25
HL11ARN2PG	0457-0610-110	E11	110	11,30	450	60	6,50
HL11ARN2PG	0610-0610-110	E11	110	15,20	600	60	6,80
HL11ARN2PG	0610-0762-110	E11	110	18,75	750	60	8,50
HL11ARN2PG	0610-0915-110	E11	110	22,00	900	60	10,00
HL11ARN2PG	0610-1220-110	E11	110	29,75	1200	60	12,50

Code	Size WxLxD	Filter Class EN1822	Depth mm	Area m ²	Air Flow m ³ /h	In.Pressure Drop (pa)	Weight kg
HL12ARN2PG	0305-0305-110	E12	110	3,90	150	85	1,85
HL12ARN2PG	0305-0610-110	E12	110	7,75	300	85	3,50
HL12ARN2PG	0457-0457-110	E12	110	8,40	350	85	4,25
HL12ARN2PG	0457-0610-110	E12	110	11,30	450	85	6,50
HL12ARN2PG	0610-0610-110	E12	110	15,20	600	85	6,80
HL12ARN2PG	0610-0762-110	E12	110	18,75	750	85	8,50
HL12ARN2PG	0610-0915-110	E12	110	22,00	900	85	10,00
HL12ARN2PG	0610-1220-110	E12	110	29,75	1200	85	12,50

HEPALAM-110-ARN

Laminar Flow Absolute Filters



HL13ARN2PG-0610-0610-110

FILTER CODE STRUCTURE

Type	HL	HEPALAM
Class EN1822	B3	H13
Frame	A	Aluminium
Media	R	Micro Glass Fibre
Pleat Depth	N	75 mm
Surface Grid	2	Both Side With Face Grids
Gasket Type	P	Polyurethane
Gasket Direction	G	Air Inlet
Size		0610-0610-110

APPLICATIONS

- To be used for absolute air filtration in controlled contamination environments clean rooms, LAF benches and operating rooms

TECHNICAL SPECIFICATIONS

Class EN1822	H13	H14	U15
Av. Efficiency EN1822	≥99.95 %	≥99.995 %	≥99.9995 %
Max. Temperature	80°C		
Relative Humidity	100 %		
Rec. Final Pres. Drop	600 Pa.		
Filter Stage	III		

HEPALAM-110-ARN Series Technical Data

Code	Size WxLxD	Filter Class EN1822	Depth mm	Area m ²	Air Flow m ³ /h	In.Pressure Drop (pa)	Weight kg
HL13ARN2PG	0305-0305-110	H13	110	3,90	150	95	1,85
HL13ARN2PG	0305-0610-110	H13	110	7,75	300	95	3,50
HL13ARN2PG	0457-0457-110	H13	110	8,40	350	95	4,25
HL13ARN2PG	0457-0610-110	H13	110	11,30	450	95	6,50
HL13ARN2PG	0610-0610-110	H13	110	15,20	600	95	6,80
HL13ARN2PG	0610-0762-110	H13	110	18,75	750	95	8,50
HL13ARN2PG	0610-0915-110	H13	110	22,00	900	95	10,00
HL13ARN2PG	0610-1220-110	H13	110	29,75	1200	95	12,50

Code	Size WxLxD	Filter Class EN1822	Depth mm	Area m ²	Air Flow m ³ /h	In.Pressure Drop (pa)	Weight kg
HL14ARN2PG	0305-0305-110	H14	110	3,90	150	110	1,85
HL14ARN2PG	0305-0610-110	H14	110	7,75	300	110	3,50
HL14ARN2PG	0457-0457-110	H14	110	8,40	350	110	4,25
HL14ARN2PG	0457-0610-110	H14	110	11,30	450	110	6,50
HL14ARN2PG	0610-0610-110	H14	110	15,20	600	110	6,80
HL14ARN2PG	0610-0762-110	H14	110	18,75	750	110	8,50
HL14ARN2PG	0610-0915-110	H14	110	22,00	900	110	10,00
HL14ARN2PG	0610-1220-110	H14	110	29,75	1200	110	12,50

Code	Size WxLxD	Filter Class EN1822	Depth mm	Area m ²	Air Flow m ³ /h	In.Pressure Drop (pa)	Weight kg
HL15ARN2PG	0305-0305-110	U15	110	3,90	150	125	1,85
HL15ARN2PG	0305-0610-110	U15	110	7,75	300	125	3,50
HL15ARN2PG	0457-0457-110	U15	110	8,40	350	125	4,25
HL15ARN2PG	0457-0610-110	U15	110	11,30	450	125	6,50
HL15ARN2PG	0610-0610-110	U15	110	15,20	600	125	6,80
HL15ARN2PG	0610-0762-110	U15	110	18,75	750	125	8,50
HL15ARN2PG	0610-0915-110	U15	110	22,00	900	125	10,00
HL15ARN2PG	0610-1220-110	U15	110	29,75	1200	125	12,50

HEPALAM-125-ARM

Laminar Flow Absolute Filters



HL11ARM2PG-0610-0610-125

FILTER CODE STRUCTURE

Type	HL	HEPALAM-110
Class EN1822	T1	E11
Frame	A	Aluminium
Media	R	Micro Glass Fibre
Pleat Depth	M	58 mm
Surface Grid	2	Both Side With Face Grids
Gasket Type	P	Polyurethane
Gasket Direction	G	Air Inlet
Size		0610-0610-125

APPLICATIONS

- To be used for absolute air filtration in controlled contamination environments clean rooms, LAF benches and operating rooms

TECHNICAL SPECIFICATIONS

Class EN1822	E10	E11	E12
Av. Efficiency EN1822	≥85%	≥95%	≥99.5%
Max. Temperature	80°C		
Relative Humidity	100%		
Rec. Final Pres. Drop	600 Pa.		
Filter Stage	III		

HEPALAM-125-ARM Series Technical Data

Code	Size W x L x D	Filter Class EN1822	Depth mm	Area m ²	Air Flow m ³ /h	In.Pressure Drop (pa)	Weight kg
HL10ARM2PG	0305-0305-125	E10	125	2,80	150	60	1,85
HL10ARM2PG	0305-0610-125	E10	125	5,50	300	60	3,50
HL10ARM2PG	0457-0457-125	E10	125	6,00	350	60	4,25
HL10ARM2PG	0457-0610-125	E10	125	8,00	450	60	6,50
HL10ARM2PG	0610-0610-125	E10	125	10,50	600	60	6,80
HL10ARM2PG	0610-0762-125	E10	125	13,00	750	60	8,50
HL10ARM2PG	0610-0915-125	E10	125	15,50	900	60	10,00
HL10ARM2PG	0610-1220-125	E10	125	21,00	1200	60	12,50

Code	Size W x L x D	Filter Class EN1822	Depth mm	Area m ²	Air Flow m ³ /h	In.Pressure Drop (pa)	Weight kg
HL11ARM2PG	0305-0305-125	E11	125	2,80	150	70	1,85
HL11ARM2PG	0305-0610-125	E11	125	5,50	300	70	3,50
HL11ARM2PG	0457-0457-125	E11	125	6,00	350	70	4,25
HL11ARM2PG	0457-0610-125	E11	125	8,00	450	70	6,50
HL11ARM2PG	0610-0610-125	E11	125	10,50	600	70	6,80
HL11ARM2PG	0610-0762-125	E11	125	13,00	750	70	8,50
HL11ARM2PG	0610-0915-125	E11	125	15,50	900	70	10,00
HL11ARM2PG	0610-1220-125	E11	125	21,00	1200	70	12,50

Code	Size W x L x D	Filter Class EN1822	Depth mm	Area m ²	Air Flow m ³ /h	In.Pressure Drop (pa)	Weight kg
HL12ARM2PG	0305-0305-125	E12	125	2,80	150	100	1,85
HL12ARM2PG	0305-0610-125	E12	125	5,50	300	100	3,50
HL12ARM2PG	0457-0457-125	E12	125	6,00	350	100	4,25
HL12ARM2PG	0457-0610-125	E12	125	8,00	450	100	6,50
HL12ARM2PG	0610-0610-125	E12	125	10,50	600	100	6,80
HL12ARM2PG	0610-0762-125	E12	125	13,00	750	100	8,50
HL12ARM2PG	0610-0915-125	E12	125	15,50	900	100	10,00
HL12ARM2PG	0610-1220-125	E12	125	21,00	1200	100	12,50

HEPALAM-125-ARM

Laminar Flow Absolute Filters



HL13ARM2P6-0610-0610-125

FILTER CODE STRUCTURE

Type	HL	HEPALAM-110
Class EN1822	B3	H13
Frame	A	Aluminium
Media	R	Micro Glass Fibre
Pleat Depth	M	58 mm
Surface Grid	2	Both Side With Face Grids
Gasket Type	P	Polyurethane
Gasket Direction	G	Air Inlet
Size		0610-0610-125

APPLICATIONS

- To be used for absolute air filtration in controlled contamination environments clean rooms, LAF benches and operating rooms

TECHNICAL SPECIFICATIONS

Class EN1822	H13	H14	U15
Av. Efficiency EN1822	≥99.95 %	≥99.995 %	≥99.9995 %
Max. Temperature	80°C		
Relative Humidity	100 %		
Rec. Final Pres. Drop	600 Pa.		
Filter Stage	III		

HEPALAM-125-ARM Series Technical Data

Code	Size W x L x D	Filter Class EN1822	Depth mm	Area m ²	Air Flow m ³ /h	In.Pressure Drop (pa)	Weight kg
HL13ARM2PG	0305-0305-125	H13	125	2,80	150	110	1,85
HL13ARM2PG	0305-0610-125	H13	125	5,50	300	110	3,50
HL13ARM2PG	0457-0457-125	H13	125	6,00	350	110	4,25
HL13ARM2PG	0457-0610-125	H13	125	8,00	450	110	6,50
HL13ARM2PG	0610-0610-125	H13	125	10,50	600	110	6,80
HL13ARM2PG	0610-0762-125	H13	125	13,00	750	110	8,50
HL13ARM2PG	0610-0915-125	H13	125	15,50	900	110	10,00
HL13ARM2PG	0610-1220-125	H13	125	21,00	1200	110	12,50

Code	Size W x L x D	Filter Class EN1822	Depth mm	Area m ²	Air Flow m ³ /h	In.Pressure Drop (pa)	Weight kg
HL14ARM2PG	0305-0305-125	H14	125	2,80	150	125	1,85
HL14ARM2PG	0305-0610-125	H14	125	5,50	300	125	3,50
HL14ARM2PG	0457-0457-125	H14	125	6,00	350	125	4,25
HL14ARM2PG	0457-0610-125	H14	125	8,00	450	125	6,50
HL14ARM2PG	0610-0610-125	H14	125	10,50	600	125	6,80
HL14ARM2PG	0610-0762-125	H14	125	13,00	750	125	8,50
HL14ARM2PG	0610-0915-125	H14	125	15,50	900	125	10,00
HL14ARM2PG	0610-1220-125	H14	125	21,00	1200	125	12,50

Code	Size W x L x D	Filter Class EN1822	Depth mm	Area m ²	Air Flow m ³ /h	In.Pressure Drop (pa)	Weight kg
HL15ARM2PG	0305-0305-125	U15	125	2,80	150	140	1,85
HL15ARM2PG	0305-0610-125	U15	125	5,50	300	140	3,50
HL15ARM2PG	0457-0457-125	U15	125	6,00	350	140	4,25
HL15ARM2PG	0457-0610-125	U15	125	8,00	450	140	6,50
HL15ARM2PG	0610-0610-125	U15	125	10,50	600	140	6,80
HL15ARM2PG	0610-0762-125	U15	125	13,00	750	140	8,50
HL15ARM2PG	0610-0915-125	U15	125	15,50	900	140	10,00
HL15ARM2PG	0610-1220-125	U15	125	21,00	1200	140	12,50

HEPALAM-125-ARN

Laminar Flow Absolute Filters



HL12ARN2PG-0610-0610-125

FILTER CODE STRUCTURE

Type	HL	HEPALAM
Class EN1822	12	E12
Frame	A	Aluminium
Media	R	Micro Glass Fibre
Pleat Depth	N	75 mm
Surface Grid	2	Both Side With Face Grids
Gasket Type	P	Polyurethane
Gasket Direction	G	Air Inlet
Size		0610-0610-125

APPLICATIONS

- To be used for absolute air filtration in controlled contamination environments clean rooms, LAF benches and operating rooms

TECHNICAL SPECIFICATIONS

Class EN1822	E10	E11	E12
Av. Efficiency EN1822	≥85%	≥95%	≥99.5%
Max. Temperature	80°C		
Relative Humidity	100%		
Rec. Final Pres. Drop	600 Pa.		
Filter Stage	III		

HEPALAM-125-ARN Series Technical Data

Code	Size WxLxD	Filter Class EN1822	Depth mm	Area m ²	Air Flow m ³ /h	In.Pressure Drop (pa)	Weight kg
HL10ARN2PG	0305-0305-125	E10	125	3,90	150	50	1,85
HL10ARN2PG	0305-0610-125	E10	125	7,75	300	50	3,50
HL10ARN2PG	0457-0457-125	E10	125	8,40	350	50	4,25
HL10ARN2PG	0457-0610-125	E10	125	11,30	450	50	6,50
HL10ARN2PG	0610-0610-125	E10	125	15,20	600	50	6,80
HL10ARN2PG	0610-0762-125	E10	125	18,75	750	50	8,50
HL10ARN2PG	0610-0915-125	E10	125	22,00	900	50	10,00
HL10ARN2PG	0610-1220-125	E10	125	29,75	1200	50	12,50

Code	Size WxLxD	Filter Class EN1822	Depth mm	Area m ²	Air Flow m ³ /h	In.Pressure Drop (pa)	Weight kg
HL11ARN2PG	0305-0305-125	E11	125	3,90	150	60	1,85
HL11ARN2PG	0305-0610-125	E11	125	7,75	300	60	3,50
HL11ARN2PG	0457-0457-125	E11	125	8,40	350	60	4,25
HL11ARN2PG	0457-0610-125	E11	125	11,30	450	60	6,50
HL11ARN2PG	0610-0610-125	E11	125	15,20	600	60	6,80
HL11ARN2PG	0610-0762-125	E11	125	18,75	750	60	8,50
HL11ARN2PG	0610-0915-125	E11	125	22,00	900	60	10,00
HL11ARN2PG	0610-1220-125	E11	125	29,75	1200	60	12,50

Code	Size WxLxD	Filter Class EN1822	Depth mm	Area m ²	Air Flow m ³ /h	In.Pressure Drop (pa)	Weight kg
HL12ARN2PG	0305-0305-125	E12	125	3,90	150	85	1,85
HL12ARN2PG	0305-0610-125	E12	125	7,75	300	85	3,50
HL12ARN2PG	0457-0457-125	E12	125	8,40	350	85	4,25
HL12ARN2PG	0457-0610-125	E12	125	11,30	450	85	6,50
HL12ARN2PG	0610-0610-125	E12	125	15,20	600	85	6,80
HL12ARN2PG	0610-0762-125	E12	125	18,75	750	85	8,50
HL12ARN2PG	0610-0915-125	E12	125	22,00	900	85	10,00
HL12ARN2PG	0610-1220-125	E12	125	29,75	1200	85	12,50

HEPALAM-125-ARN

Laminar Flow Absolute Filters



HL13ARN2PG-0610-0610-125

FILTER CODE STRUCTURE

Type	HL	HEPALAM
Class EN1822	B3	H13
Frame	A	Aluminium
Media	R	Micro Glass Fibre
Pleat Depth	N	75 mm
Surface Grid	2	Both Side With Face Grids
Gasket Type	P	Polyurethane
Gasket Direction	G	Air Inlet
Size		0610-0610-125

APPLICATIONS

- To be used for absolute air filtration in controlled contamination environments clean rooms, LAF benches and operating rooms

TECHNICAL SPECIFICATIONS

Class EN1822	H13	H14	U15
Av. Efficiency EN1822	≥99.95 %	≥99.995 %	≥99.9995 %
Max. Temperature	80°C		
Relative Humidity	100 %		
Rec. Final Pres. Drop	600 Pa.		
Filter Stage	III		

HEPALAM-125-ARN Series Technical Data

Code	Size WxLxD	Filter Class EN1822	Depth mm	Area m ²	Air Flow m ³ /h	In.Pressure Drop (pa)	Weight kg
HL13ARN2PG	0305-0305-125	H13	125	3,90	150	95	1,85
HL13ARN2PG	0305-0610-125	H13	125	7,75	300	95	3,50
HL13ARN2PG	0457-0457-125	H13	125	8,40	350	95	4,25
HL13ARN2PG	0457-0610-125	H13	125	11,30	450	95	6,50
HL13ARN2PG	0610-0610-125	H13	125	15,20	600	95	6,80
HL13ARN2PG	0610-0762-125	H13	125	18,75	750	95	8,50
HL13ARN2PG	0610-0915-125	H13	125	22,00	900	95	10,00
HL13ARN2PG	0610-1220-125	H13	125	29,75	1200	95	12,50

Code	Size WxLxD	Filter Class EN1822	Depth mm	Area m ²	Air Flow m ³ /h	In.Pressure Drop (pa)	Weight kg
HL14ARN2PG	0305-0305-125	H14	125	3,90	150	110	1,85
HL14ARN2PG	0305-0610-125	H14	125	7,75	300	110	3,50
HL14ARN2PG	0457-0457-125	H14	125	8,40	350	110	4,25
HL14ARN2PG	0457-0610-125	H14	125	11,30	450	110	6,50
HL14ARN2PG	0610-0610-125	H14	125	15,20	600	110	6,80
HL14ARN2PG	0610-0762-125	H14	125	18,75	750	110	8,50
HL14ARN2PG	0610-0915-125	H14	125	22,00	900	110	10,00
HL14ARN2PG	0610-1220-125	H14	125	29,75	1200	110	12,50

Code	Size WxLxD	Filter Class EN1822	Depth mm	Area m ²	Air Flow m ³ /h	In.Pressure Drop (pa)	Weight kg
HL15ARN2PG	0305-0305-125	U15	125	3,90	150	125	1,85
HL15ARN2PG	0305-0610-125	U15	125	7,75	300	125	3,50
HL15ARN2PG	0457-0457-125	U15	125	8,40	350	125	4,25
HL15ARN2PG	0457-0610-125	U15	125	11,30	450	125	6,50
HL15ARN2PG	0610-0610-125	U15	125	15,20	600	125	6,80
HL15ARN2PG	0610-0762-125	U15	125	18,75	750	125	8,50
HL15ARN2PG	0610-0915-125	U15	125	22,00	900	125	10,00
HL15ARN2PG	0610-1220-125	U15	125	29,75	1200	125	12,50

HEPALAM-125-ARL

Laminar Flow Absolute Filters



HL10ARL2PG-0610-0610-125

FILTER CODE STRUCTURE

Type	HL	HEPALAM
Class EN1822	10	E10
Frame	A	Aluminium
Media	R	Micro Glass Fibre
Pleat Depth	L	100 mm
Surface Grid	2	Both Side With Face Grids
Gasket Type	P	Polyurethane
Gasket Direction	G	Air Inlet
Size		0610-0610-125

APPLICATIONS

- To be used for absolute air filtration in controlled contamination environments clean rooms, LAF benches and operating rooms

TECHNICAL SPECIFICATIONS

Class EN1822	E10	E11	E12
Av. Efficiency EN1822	≥85%	≥95%	≥99.5%
Max. Temperature	80°C		
Relative Humidity	100%		
Rec. Final Pres. Drop	600 Pa.		
Filter Stage	III		

HEPALAM-125-ARL Series Technical Data

Code	Size WxLxD	Filter Class EN1822	Depth mm	Area m ²	Air Flow m ³ /h	In.Pressure Drop (pa)	Weight kg
HL10ARL2PG	0305-0305-125	E10	125	4,50	150	35	2,00
HL10ARL2PG	0305-0610-125	E10	125	9,00	300	35	3,80
HL10ARL2PG	0457-0457-125	E10	125	10,00	350	35	5,00
HL10ARL2PG	0457-0610-125	E10	125	13,50	450	35	7,00
HL10ARL2PG	0610-0610-125	E10	125	18,00	600	35	8,00
HL10ARL2PG	0610-0762-125	E10	125	22,65	750	35	9,00
HL10ARL2PG	0610-0915-125	E10	125	27,00	900	35	10,50
HL10ARL2PG	0610-1220-125	E10	125	36,00	1500	35	13,50

Code	Size WxLxD	Filter Class EN1822	Depth mm	Area m ²	Air Flow m ³ /h	In.Pressure Drop (pa)	Weight kg
HL11ARL2PG	0305-0305-125	E11	125	4,50	150	40	2,00
HL11ARL2PG	0305-0610-125	E11	125	9,00	300	40	3,80
HL11ARL2PG	0457-0457-125	E11	125	10,00	350	40	5,00
HL11ARL2PG	0457-0610-125	E11	125	13,50	450	40	7,00
HL11ARL2PG	0610-0610-125	E11	125	18,00	600	40	8,00
HL11ARL2PG	0610-0762-125	E11	125	22,65	750	40	9,00
HL11ARL2PG	0610-0915-125	E11	125	27,00	900	40	10,50
HL11ARL2PG	0610-1220-125	E11	125	36,00	1200	40	13,50

Code	Size WxLxD	Filter Class EN1822	Depth mm	Area m ²	Air Flow m ³ /h	In.Pressure Drop (pa)	Weight kg
HL12ARL2PG	0305-0305-125	E12	125	4,50	150	70	2,00
HL12ARL2PG	0305-0610-125	E12	125	9,00	300	70	3,80
HL12ARL2PG	0457-0457-125	E12	125	10,00	350	70	5,00
HL12ARL2PG	0457-0610-125	E12	125	13,50	450	70	7,00
HL12ARL2PG	0610-0610-125	E12	125	18,00	600	70	8,00
HL12ARL2PG	0610-0762-125	E12	125	22,65	750	70	9,00
HL12ARL2PG	0610-0915-125	E12	125	27,00	900	70	10,50
HL12ARL2PG	0610-1220-125	E12	125	36,00	1200	70	13,50

HEPALAM-125-ARL

Laminar Flow Absolute Filters



HL13ARL2PG-0610-0610-125

FILTER CODE STRUCTURE

Type	HL	HEPALAM
Class EN1822	H13	H13
Frame	A	Aluminium
Media	R	Micro Glass Fibre
Pleat Depth	L	100 mm
Surface Grid	2	Both Side With Face Grids
Gasket Type	P	Polyurethane
Gasket Direction	G	Air Inlet
Size	0610-0610-125	

APPLICATIONS

- To be used for absolute air filtration in controlled contamination environments clean rooms, LAF benches and operating rooms

TECHNICAL SPECIFICATIONS

Class EN1822	H13	H14	U15
Av. Efficiency EN1822	≥99.95 %	≥99.995 %	≥99.9995 %
Max. Temperature	80°C		
Relative Humidity	100 %		
Rec. Final Pres. Drop	600 Pa.		
Filter Stage	III		

HEPALAM-125ARL Series Technical Data

Code	Size WxLxD	Filter Class EN1822	Depth mm	Area m ²	Air Flow m ³ /h	In.Pressure Drop (pa)	Weight kg
HL13ARL2PG	0305-0305-125	H13	125	4,50	150	80	2,00
HL13ARL2PG	0305-0610-125	H13	125	9,00	300	80	3,80
HL13ARL2PG	0457-0457-125	H13	125	10,00	350	80	5,00
HL13ARL2PG	0457-0610-125	H13	125	13,50	450	80	7,00
HL13ARL2PG	0610-0610-125	H13	125	18,00	600	80	8,00
HL13ARL2PG	0610-0762-125	H13	125	22,65	750	80	9,00
HL13ARL2PG	0610-0915-125	H13	125	27,00	900	80	10,50
HL13ARL2PG	0610-1220-125	H13	125	36,00	1500	80	13,50

Code	Size WxLxD	Filter Class EN1822	Depth mm	Area m ²	Air Flow m ³ /h	In.Pressure Drop (pa)	Weight kg
HL14ARL2PG	0305-0305-125	H14	125	4,50	150	90	2,00
HL14ARL2PG	0305-0610-125	H14	125	9,00	300	90	3,80
HL14ARL2PG	0457-0457-125	H14	125	10,00	350	90	5,00
HL14ARL2PG	0457-0610-125	H14	125	13,50	450	90	7,00
HL14ARL2PG	0610-0610-125	H14	125	18,00	600	90	8,00
HL14ARL2PG	0610-0762-125	H14	125	22,65	750	90	9,00
HL14ARL2PG	0610-0915-125	H14	125	27,00	900	90	10,50
HL14ARL2PG	0610-1220-125	H14	125	36,00	1200	90	13,50

Code	Size WxLxD	Filter Class EN1822	Depth mm	Area m ²	Air Flow m ³ /h	In.Pressure Drop (pa)	Weight kg
HL15ARL2PG	0305-0305-125	U15	125	4,50	150	100	2,00
HL15ARL2PG	0305-0610-125	U15	125	9,00	300	100	3,80
HL15ARL2PG	0457-0457-125	U15	125	10,00	350	100	5,00
HL15ARL2PG	0457-0610-125	U15	125	13,50	450	100	7,00
HL15ARL2PG	0610-0610-125	U15	125	18,00	600	100	8,00
HL15ARL2PG	0610-0762-125	U15	125	22,65	750	100	9,00
HL15ARL2PG	0610-0915-125	U15	125	27,00	900	100	10,50
HL15ARL2PG	0610-1220-125	U15	125	36,00	1200	100	13,50

HEPALAM-150-ARM

Laminar Flow Absolute Filters



HL11ARM2PG-0610-0610-150

FILTER CODE STRUCTURE

Type	HL	HEPALAM
Class EN1822	T1	E11
Frame	A	Aluminium
Media	R	Micro Glass Fibre
Pleat Depth	M	58 mm
Surface Grid	2	Both Side With Face Grids
Gasket Type	P	Polyurethane
Gasket Direction	G	Air Inlet
Size		0610-0610-150

APPLICATIONS

- To be used for absolute air filtration in controlled contamination environments clean rooms, LAF benches and operating rooms

TECHNICAL SPECIFICATIONS

Class EN1822	E10	E11	E12
Av. Efficiency EN1822	≥85%	≥95%	≥99.5%
Max. Temperature	80°C		
Relative Humidity	100%		
Rec. Final Pres. Drop	600 Pa.		
Filter Stage	III		

HEPALAM-150-ARM Series Technical Data

Code	Size W x L x D	Filter Class EN1822	Depth mm	Area m ²	Air Flow m ³ /h	In.Pressure Drop (pa)	Weight kg
HL10ARM2PG	0305-0305-150	E10	150	2,80	150	60	1,85
HL10ARM2PG	0305-0610-150	E10	150	5,50	300	60	3,50
HL10ARM2PG	0457-0457-150	E10	150	6,00	350	60	4,25
HL10ARM2PG	0457-0610-150	E10	150	8,00	450	60	6,50
HL10ARM2PG	0610-0610-150	E10	150	10,50	600	60	6,80
HL10ARM2PG	0610-0762-150	E10	150	13,00	750	60	8,50
HL10ARM2PG	0610-0915-150	E10	150	15,50	900	60	10,00
HL10ARM2PG	0610-1220-150	E10	150	21,00	1200	60	12,50

Code	Size W x L x D	Filter Class EN1822	Depth mm	Area m ²	Air Flow m ³ /h	In.Pressure Drop (pa)	Weight kg
HL11ARM2PG	0305-0305-150	E11	150	2,80	150	70	1,85
HL11ARM2PG	0305-0610-150	E11	150	5,50	300	70	3,50
HL11ARM2PG	0457-0457-150	E11	150	6,00	350	70	4,25
HL11ARM2PG	0457-0610-150	E11	150	8,00	450	70	6,50
HL11ARM2PG	0610-0610-150	E11	150	10,50	600	70	6,80
HL11ARM2PG	0610-0762-150	E11	150	13,00	750	70	8,50
HL11ARM2PG	0610-0915-150	E11	150	15,50	900	70	10,00
HL11ARM2PG	0610-1220-150	E11	150	21,00	1200	70	12,50

Code	Size W x L x D	Filter Class EN1822	Depth mm	Area m ²	Air Flow m ³ /h	In.Pressure Drop (pa)	Weight kg
HL12ARM2PG	0305-0305-150	E12	150	2,80	150	100	1,85
HL12ARM2PG	0305-0610-150	E12	150	5,50	300	100	3,50
HL12ARM2PG	0457-0457-150	E12	150	6,00	350	100	4,25
HL12ARM2PG	0457-0610-150	E12	150	8,00	450	100	6,50
HL12ARM2PG	0610-0610-150	E12	150	10,50	600	100	6,80
HL12ARM2PG	0610-0762-150	E12	150	13,00	750	100	8,50
HL12ARM2PG	0610-0915-150	E12	150	15,50	900	100	10,00
HL12ARM2PG	0610-1220-150	E12	150	21,00	1200	100	12,50

HEPALAM-150-ARM

Laminar Flow Absolute Filters



HL13ARM2P6-0610-0610-150

FILTER CODE STRUCTURE

Type	HL	HEPALAM
Class EN1822	B3	H13
Frame	A	Aluminium
Media	R	Micro Glass Fibre
Pleat Depth	M	58 mm
Surface Grid	2	Both Side With Face Grids
Gasket Type	P	Polyurethane
Gasket Direction	G	Air Inlet
Size		0610-0610-150

APPLICATIONS

- To be used for absolute air filtration in controlled contamination environments clean rooms, LAF benches and operating rooms

TECHNICAL SPECIFICATIONS

Class EN1822	H13	H14	U15
Av. Efficiency EN1822	≥99.95 %	≥99.995 %	≥99.9995 %
Max. Temperature	80°C		
Relative Humidity	100 %		
Rec. Final Pres. Drop	600 Pa.		
Filter Stage	III		

HEPALAM-150-ARM Series Technical Data

Code	Size W x L x D	Filter Class EN1822	Depth mm	Area m ²	Air Flow m ³ /h	In.Pressure Drop (pa)	Weight kg
HL13ARM2PG	0305-0305-150	H13	150	2,80	150	110	1,85
HL13ARM2PG	0305-0610-150	H13	150	5,50	300	110	3,50
HL13ARM2PG	0457-0457-150	H13	150	6,00	350	110	4,25
HL13ARM2PG	0457-0610-150	H13	150	8,00	450	110	6,50
HL13ARM2PG	0610-0610-150	H13	150	10,50	600	110	6,80
HL13ARM2PG	0610-0762-150	H13	150	13,00	750	110	8,50
HL13ARM2PG	0610-0915-150	H13	150	15,50	900	110	10,00
HL13ARM2PG	0610-1220-150	H13	150	21,00	1200	110	12,50

Code	Size W x L x D	Filter Class EN1822	Depth mm	Area m ²	Air Flow m ³ /h	In.Pressure Drop (pa)	Weight kg
HL14ARM2PG	0305-0305-150	H14	150	2,80	150	125	1,85
HL14ARM2PG	0305-0610-150	H14	150	5,50	300	125	3,50
HL14ARM2PG	0457-0457-150	H14	150	6,00	350	125	4,25
HL14ARM2PG	0457-0610-150	H14	150	8,00	450	125	6,50
HL14ARM2PG	0610-0610-150	H14	150	10,50	600	125	6,80
HL14ARM2PG	0610-0762-150	H14	150	13,00	750	125	8,50
HL14ARM2PG	0610-0915-150	H14	150	15,50	900	125	10,00
HL14ARM2PG	0610-1220-150	H14	150	21,00	1200	125	12,50

Code	Size W x L x D	Filter Class EN1822	Depth mm	Area m ²	Air Flow m ³ /h	In.Pressure Drop (pa)	Weight kg
HL15ARM2PG	0305-0305-150	U15	150	2,80	150	140	1,85
HL15ARM2PG	0305-0610-150	U15	150	5,50	300	140	3,50
HL15ARM2PG	0457-0457-150	U15	150	6,00	350	140	4,25
HL15ARM2PG	0457-0610-150	U15	150	8,00	450	140	6,50
HL15ARM2PG	0610-0610-150	U15	150	10,50	600	140	6,80
HL15ARM2PG	0610-0762-150	U15	150	13,00	750	140	8,50
HL15ARM2PG	0610-0915-150	U15	150	15,50	900	140	10,00
HL15ARM2PG	0610-1220-150	U15	150	21,00	1200	140	12,50

HEPALAM-150-ARN

Laminar Flow Absolute Filters



HL11ARN2PG-0610-0610-150

FILTER CODE STRUCTURE

Type	HL	HEPALAM
Class EN1822	T1	E11
Frame	A	Aluminium
Media	R	Micro Glass Fibre
Pleat Depth	N	75 mm
Surface Grid	2	Both Side With Face Grids
Gasket Type	P	Polyurethane
Gasket Direction	G	Air Inlet
Size	0610-0610-150	

APPLICATIONS

- To be used for absolute air filtration in controlled contamination environments clean rooms, LAF benches and operating rooms

TECHNICAL SPECIFICATIONS

Class EN1822	E10	E11	E12
Av. Efficiency EN1822	≥85%	≥95%	≥99.5%
Max. Temperature	80°C		
Relative Humidity	100%		
Rec. Final Pres. Drop	600 Pa.		
Filter Stage	III		

HEPALAM-150-ARN Series Technical Data

Code	Size WxLxD	Filter Class EN1822	Depth mm	Area m ²	Air Flow m ³ /h	In.Pressure Drop (pa)	Weight kg
HL10ARN2PG	0305-0305-150	E10	150	3,90	150	50	1,85
HL10ARN2PG	0305-0610-150	E10	150	7,75	300	50	3,50
HL10ARN2PG	0457-0457-150	E10	150	8,40	350	50	4,25
HL10ARN2PG	0457-0610-150	E10	150	11,30	450	50	6,50
HL10ARN2PG	0610-0610-150	E10	150	15,20	600	50	6,80
HL10ARN2PG	0610-0762-150	E10	150	18,75	750	50	8,50
HL10ARN2PG	0610-0915-150	E10	150	22,00	900	50	10,00
HL10ARN2PG	0610-1220-150	E10	150	29,75	1200	50	12,50

Code	Size WxLxD	Filter Class EN1822	Depth mm	Area m ²	Air Flow m ³ /h	In.Pressure Drop (pa)	Weight kg
HL11ARN2PG	0305-0305-150	E11	150	3,90	150	60	1,85
HL11ARN2PG	0305-0610-150	E11	150	7,75	300	60	3,50
HL11ARN2PG	0457-0457-150	E11	150	8,40	350	60	4,25
HL11ARN2PG	0457-0610-150	E11	150	11,30	450	60	6,50
HL11ARN2PG	0610-0610-150	E11	150	15,20	600	60	6,80
HL11ARN2PG	0610-0762-150	E11	150	18,75	750	60	8,50
HL11ARN2PG	0610-0915-150	E11	150	22,00	900	60	10,00
HL11ARN2PG	0610-1220-150	E11	150	29,75	1200	60	12,50

Code	Size WxLxD	Filter Class EN1822	Depth mm	Area m ²	Air Flow m ³ /h	In.Pressure Drop (pa)	Weight kg
HL12ARN2PG	0305-0305-150	E12	150	3,90	150	85	1,85
HL12ARN2PG	0305-0610-150	E12	150	7,75	300	85	3,50
HL12ARN2PG	0457-0457-150	E12	150	8,40	350	85	4,25
HL12ARN2PG	0457-0610-150	E12	150	11,30	450	85	6,50
HL12ARN2PG	0610-0610-150	E12	150	15,20	600	85	6,80
HL12ARN2PG	0610-0762-150	E12	150	18,75	750	85	8,50
HL12ARN2PG	0610-0915-150	E12	150	22,00	900	85	10,00
HL12ARN2PG	0610-1220-150	E12	150	29,75	1200	85	12,50

HEPALAM-150-ARN

Laminar Flow Absolute Filters



HL13ARN2PG-0610-0610-150

FILTER CODE STRUCTURE

Type	HL	HEPALAM
Class EN1822	13	H13
Frame	A	Aluminium
Media	R	Micro Glass Fibre
Pleat Depth	N	75 mm
Surface Grid	2	Both Side With Face Grids
Gasket Type	P	Polyurethane
Gasket Direction	G	Air Inlet
Size		0610-0610-150

APPLICATIONS

- To be used for absolute air filtration in controlled contamination environments clean rooms, LAF benches and operating rooms

TECHNICAL SPECIFICATIONS

Class EN1822	H13	H14	U15
Av. Efficiency EN1822	≥99.95 %	≥99.995 %	≥99.9995 %
Max. Temperature	80°C		
Relative Humidity	100 %		
Rec. Final Pres. Drop	600 Pa.		
Filter Stage	III		

HEPALAM-150-ARN Series Technical Data

Code	Size WxLxD	Filter Class EN1822	Depth mm	Area m ²	Air Flow m ³ /h	In.Pressure Drop (pa)	Weight kg
HL13ARN2PG	0305-0305-150	H13	150	3,90	150	95	1,85
HL13ARN2PG	0305-0610-150	H13	150	7,75	300	95	3,50
HL13ARN2PG	0457-0457-150	H13	150	8,40	350	95	4,25
HL13ARN2PG	0457-0610-150	H13	150	11,30	450	95	6,50
HL13ARN2PG	0610-0610-150	H13	150	15,20	600	95	6,80
HL13ARN2PG	0610-0762-150	H13	150	18,75	750	95	8,50
HL13ARN2PG	0610-0915-150	H13	150	22,00	900	95	10,00
HL13ARN2PG	0610-1220-150	H13	150	29,75	1200	95	12,50

Code	Size WxLxD	Filter Class EN1822	Depth mm	Area m ²	Air Flow m ³ /h	In.Pressure Drop (pa)	Weight kg
HL14ARN2PG	0305-0305-150	H14	150	3,90	150	110	1,85
HL14ARN2PG	0305-0610-150	H14	150	7,75	300	110	3,50
HL14ARN2PG	0457-0457-150	H14	150	8,40	350	110	4,25
HL14ARN2PG	0457-0610-150	H14	150	11,30	450	110	6,50
HL14ARN2PG	0610-0610-150	H14	150	15,20	600	110	6,80
HL14ARN2PG	0610-0762-150	H14	150	18,75	750	110	8,50
HL14ARN2PG	0610-0915-150	H14	150	22,00	900	110	10,00
HL14ARN2PG	0610-1220-150	H14	150	29,75	1200	110	12,50

Code	Size WxLxD	Filter Class EN1822	Depth mm	Area m ²	Air Flow m ³ /h	In.Pressure Drop (pa)	Weight kg
HL15ARN2PG	0305-0305-150	U15	150	3,90	150	125	1,85
HL15ARN2PG	0305-0610-150	U15	150	7,75	300	125	3,50
HL15ARN2PG	0457-0457-150	U15	150	8,40	350	125	4,25
HL15ARN2PG	0457-0610-150	U15	150	11,30	450	125	6,50
HL15ARN2PG	0610-0610-150	U15	150	15,20	600	125	6,80
HL15ARN2PG	0610-0762-150	U15	150	18,75	750	125	8,50
HL15ARN2PG	0610-0915-150	U15	150	22,00	900	125	10,00
HL15ARN2PG	0610-1220-150	U15	150	29,75	1200	125	12,50

HEPALAM-150-ARL

Laminar Flow Absolute Filters



HL10ARL2PG-0610-0610-150

FILTER CODE STRUCTURE

Type	HL	HEPALAM
Class EN1822	10	E10
Frame	A	Aluminium
Media	R	Micro Glass Fibre
Pleat Depth	L	100 mm
Surface Grid	2	Both Side With Face Grids
Gasket Type	P	Polyurethane
Gasket Direction	G	Air Inlet
Size		0610-0610-150

APPLICATIONS

- To be used for absolute air filtration in controlled contamination environments clean rooms, LAF benches and operating rooms

TECHNICAL SPECIFICATIONS

Class EN1822	E10	E11	E12
Av. Efficiency EN1822	≥85%	≥95%	≥99.5%
Max. Temperature	80°C		
Relative Humidity	100%		
Rec. Final Pres. Drop	600 Pa.		
Filter Stage	III		

HEPALAM-150-ARL Series Technical Data

Code	Size WxLxD	Filter Class EN1822	Depth mm	Area m ²	Air Flow m ³ /h	In.Pressure Drop (pa)	Weight kg
HL10ARL2PG	0305-0305-150	E10	150	4,50	150	35	2,00
HL10ARL2PG	0305-0610-150	E10	150	9,00	300	35	3,80
HL10ARL2PG	0457-0457-150	E10	150	10,00	350	35	5,00
HL10ARL2PG	0457-0610-150	E10	150	13,50	450	35	7,00
HL10ARL2PG	0610-0610-150	E10	150	18,00	600	35	8,00
HL10ARL2PG	0610-0762-150	E10	150	22,65	750	35	9,00
HL10ARL2PG	0610-0915-150	E10	150	27,00	900	35	10,50
HL10ARL2PG	0610-1220-150	E10	150	36,00	1500	35	13,50

Code	Size WxLxD	Filter Class EN1822	Depth mm	Area m ²	Air Flow m ³ /h	In.Pressure Drop (pa)	Weight kg
HL11ARL2PG	0305-0305-150	E11	150	4,50	150	40	2,00
HL11ARL2PG	0305-0610-150	E11	150	9,00	300	40	3,80
HL11ARL2PG	0457-0457-150	E11	150	10,00	350	40	5,00
HL11ARL2PG	0457-0610-150	E11	150	13,50	450	40	7,00
HL11ARL2PG	0610-0610-150	E11	150	18,00	600	40	8,00
HL11ARL2PG	0610-0762-150	E11	150	22,65	750	40	9,00
HL11ARL2PG	0610-0915-150	E11	150	27,00	900	40	10,50
HL11ARL2PG	0610-1220-150	E11	150	36,00	1200	40	13,50

Code	Size WxLxD	Filter Class EN1822	Depth mm	Area m ²	Air Flow m ³ /h	In.Pressure Drop (pa)	Weight kg
HL12ARL2PG	0305-0305-150	E12	150	4,50	150	70	2,00
HL12ARL2PG	0305-0610-150	E12	150	9,00	300	70	3,80
HL12ARL2PG	0457-0457-150	E12	150	10,00	350	70	5,00
HL12ARL2PG	0457-0610-150	E12	150	13,50	450	70	7,00
HL12ARL2PG	0610-0610-150	E12	150	18,00	600	70	8,00
HL12ARL2PG	0610-0762-150	E12	150	22,65	750	70	9,00
HL12ARL2PG	0610-0915-150	E12	150	27,00	900	70	10,50
HL12ARL2PG	0610-1220-150	E12	150	36,00	1200	70	13,50

HEPALAM-150-ARL

Laminar Flow Absolute Filters



HL13ARL2PG-0610-0610-150

FILTER CODE STRUCTURE

Type	HL	HEPALAM
Class EN1822	B3	H13
Frame	A	Aluminium
Media	R	Micro Glass Fibre
Pleat Depth	L	100 mm
Surface Grid	2	Both Side With Face Grids
Gasket Type	P	Polyurethane
Gasket Direction	G	Air Inlet
Size		0610-0610-150

APPLICATIONS

- To be used for absolute air filtration in controlled contamination environments clean rooms, LAF benches and operating rooms

TECHNICAL SPECIFICATIONS

Class EN1822	H13	H14	U15
Av. Efficiency EN1822	≥99.95 %	≥99.995 %	≥99.9995 %
Max. Temperature	80°C		
Relative Humidity	100 %		
Rec. Final Pres. Drop	600 Pa.		
Filter Stage	III		

HEPALAM-150-ARL Series Technical Data

Code	Size WxLxD	Filter Class EN1822	Depth mm	Area m ²	Air Flow m ³ /h	In.Pressure Drop (pa)	Weight kg
HL13ARL2PG	0305-0305-150	H13	150	4,50	150	80	2,00
HL13ARL2PG	0305-0610-150	H13	150	9,00	300	80	3,80
HL13ARL2PG	0457-0457-150	H13	150	10,00	350	80	5,00
HL13ARL2PG	0457-0610-150	H13	150	13,50	450	80	7,00
HL13ARL2PG	0610-0610-150	H13	150	18,00	600	80	8,00
HL13ARL2PG	0610-0762-150	H13	150	22,65	750	80	9,00
HL13ARL2PG	0610-0915-150	H13	150	27,00	900	80	10,50
HL13ARL2PG	0610-1220-150	H13	150	36,00	1500	80	13,50

Code	Size WxLxD	Filter Class EN1822	Depth mm	Area m ²	Air Flow m ³ /h	In.Pressure Drop (pa)	Weight kg
HL14ARL2PG	0305-0305-150	H14	150	4,50	150	90	2,00
HL14ARL2PG	0305-0610-150	H14	150	9,00	300	90	3,80
HL14ARL2PG	0457-0457-150	H14	150	10,00	350	90	5,00
HL14ARL2PG	0457-0610-150	H14	150	13,50	450	90	7,00
HL14ARL2PG	0610-0610-150	H14	150	18,00	600	90	8,00
HL14ARL2PG	0610-0762-150	H14	150	22,65	750	90	9,00
HL14ARL2PG	0610-0915-150	H14	150	27,00	900	90	10,50
HL14ARL2PG	0610-1220-150	H14	150	36,00	1200	90	13,50

Code	Size WxLxD	Filter Class EN1822	Depth mm	Area m ²	Air Flow m ³ /h	In.Pressure Drop (pa)	Weight kg
HL15ARL2PG	0305-0305-150	U15	150	4,50	150	100	2,00
HL15ARL2PG	0305-0610-150	U15	150	9,00	300	100	3,80
HL15ARL2PG	0457-0457-150	U15	150	10,00	350	100	5,00
HL15ARL2PG	0457-0610-150	U15	150	13,50	450	100	7,00
HL15ARL2PG	0610-0610-150	U15	150	18,00	600	100	8,00
HL15ARL2PG	0610-0762-150	U15	150	22,65	750	100	9,00
HL15ARL2PG	0610-0915-150	U15	150	27,00	900	100	10,50
HL15ARL2PG	0610-1220-150	U15	150	36,00	1200	100	13,50

HEPALAM-150-ARE

Laminar Flow Absolute Filters



HL12ARE2PG-0610-0610-150

FILTER CODE STRUCTURE

Type	HL	HEPALAM
Class EN1822	12	E12
Frame	A	Aluminium
Media	R	Micro Glass Fibre
Pleat Depth	E	130 mm
Surface Grid	2	Both Side With Face Grids
Gasket Type	P	Polyurethane
Gasket Direction	G	Air Inlet
Size		0610-0610-150

APPLICATIONS

- To be used for absolute air filtration in controlled contamination environments clean rooms, LAF benches and operating rooms

TECHNICAL SPECIFICATIONS

Class EN1822	E10	E11	E12
Av. Efficiency EN1822	≥85%	≥95%	≥99.5%
Max. Temperature	80°C		
Relative Humidity	100%		
Rec. Final Pres. Drop	600 Pa.		
Filter Stage	III		

HEPALAM-150-ARE Series Technical Data

Code	Size W x L x D	Filter Class EN1822	Depth mm	Area m ²	Air Flow m ³ /h	In.Pressure Drop (pa)	Weight kg
HL10ARE2PG	0305-0305-150	E10	150	5,60	150	30	2,00
HL10ARE2PG	0305-0610-150	E10	150	11,25	300	30	3,80
HL10ARE2PG	0457-0457-150	E10	150	12,50	350	30	5,00
HL10ARE2PG	0457-0610-150	E10	150	16,80	450	30	7,00
HL10ARE2PG	0610-0610-150	E10	150	22,50	600	30	8,00
HL10ARE2PG	0610-0762-150	E10	150	28,30	750	30	9,00
HL10ARE2PG	0610-0915-150	E10	150	33,75	900	30	10,50
HL10ARE2PG	0610-1220-150	E10	150	45,00	1500	30	13,50

Code	Size W x L x D	Filter Class EN1822	Depth mm	Area m ²	Air Flow m ³ /h	In.Pressure Drop (pa)	Weight kg
HL11ARE2PG	0305-0305-150	E11	150	5,60	150	35	2,00
HL11ARE2PG	0305-0610-150	E11	150	11,25	300	35	3,80
HL11ARE2PG	0457-0457-150	E11	150	12,50	350	35	5,00
HL11ARE2PG	0457-0610-150	E11	150	16,80	450	35	7,00
HL11ARE2PG	0610-0610-150	E11	150	22,50	600	35	8,00
HL11ARE2PG	0610-0762-150	E11	150	28,30	750	35	9,00
HL11ARE2PG	0610-0915-150	E11	150	33,75	900	35	10,50
HL11ARE2PG	0610-1220-150	E11	150	45,00	1200	35	13,50

Code	Size W x L x D	Filter Class EN1822	Depth mm	Area m ²	Air Flow m ³ /h	In.Pressure Drop (pa)	Weight kg
HL12ARE2PG	0305-0305-150	E12	150	5,60	150	60	2,00
HL12ARE2PG	0305-0610-150	E12	150	11,25	300	60	3,80
HL12ARE2PG	0457-0457-150	E12	150	12,50	350	60	5,00
HL12ARE2PG	0457-0610-150	E12	150	16,80	450	60	7,00
HL12ARE2PG	0610-0610-150	E12	150	22,50	600	60	8,00
HL12ARE2PG	0610-0762-150	E12	150	28,30	750	60	9,00
HL12ARE2PG	0610-0915-150	E12	150	33,75	900	60	10,50
HL12ARE2PG	0610-1220-150	E12	150	45,00	1200	60	13,50

HEPALAM-150-ARE

Laminar Flow Absolute Filters



HL13ARE2PG-0610-0610-150

FILTER CODE STRUCTURE

Type	HL	HEPALAM
Class EN1822	B3	H13
Frame	A	Aluminium
Media	R	Micro Glass Fibre
Pleat Depth	E	130 mm
Surface Grid	2	Both Side With Face Grids
Gasket Type	P	Polyurethane
Gasket Direction	G	Air Inlet
Size		0610-0610-150

APPLICATIONS

- To be used for absolute air filtration in controlled contamination environments clean rooms, LAF benches and operating rooms

TECHNICAL SPECIFICATIONS

Class EN1822	H13	H14	U15
Av. Efficiency EN1822	≥99.95 %	≥99.995 %	≥99.9995 %
Max. Temperature	80°C		
Relative Humidity	100 %		
Rec. Final Pres. Drop	600 Pa.		
Filter Stage	III		

HEPALAM-150-ARE Series Technical Data

Code	Size W x L x D	Filter Class EN1822	Depth mm	Area m ²	Air Flow m ³ /h	In.Pressure Drop (pa)	Weight kg
HL13ARE2PG	0305-0305-150	H13	150	5,60	150	70	2,00
HL13ARE2PG	0305-0610-150	H13	150	11,25	300	70	3,80
HL13ARE2PG	0457-0457-150	H13	150	12,50	350	70	5,00
HL13ARE2PG	0457-0610-150	H13	150	16,80	450	70	7,00
HL13ARE2PG	0610-0610-150	H13	150	22,50	600	70	8,00
HL13ARE2PG	0610-0762-150	H13	150	28,30	750	70	9,00
HL13ARE2PG	0610-0915-150	H13	150	33,75	900	70	10,50
HL13ARE2PG	0610-1220-150	H13	150	45,00	1500	70	13,50

Code	Size W x L x D	Filter Class EN1822	Depth mm	Area m ²	Air Flow m ³ /h	In.Pressure Drop (pa)	Weight kg
HL14ARE2PG	0305-0305-150	H14	150	5,60	150	80	2,00
HL14ARE2PG	0305-0610-150	H14	150	11,25	300	80	3,80
HL14ARE2PG	0457-0457-150	H14	150	12,50	350	80	5,00
HL14ARE2PG	0457-0610-150	H14	150	16,80	450	80	7,00
HL14ARE2PG	0610-0610-150	H14	150	22,50	600	80	8,00
HL14ARE2PG	0610-0762-150	H14	150	28,30	750	80	9,00
HL14ARE2PG	0610-0915-150	H14	150	33,75	900	80	10,50
HL14ARE2PG	0610-1220-150	H14	150	45,00	1200	80	13,50

Code	Size W x L x D	Filter Class EN1822	Depth mm	Area m ²	Air Flow m ³ /h	In.Pressure Drop (pa)	Weight kg
HL15ARE2PG	0305-0305-150	U15	150	5,60	150	90	2,00
HL15ARE2PG	0305-0610-150	U15	150	11,25	300	90	3,80
HL15ARE2PG	0457-0457-150	U15	150	12,50	350	90	5,00
HL15ARE2PG	0457-0610-150	U15	150	16,80	450	90	7,00
HL15ARE2PG	0610-0610-150	U15	150	22,50	600	90	8,00
HL15ARE2PG	0610-0762-150	U15	150	28,30	750	90	9,00
HL15ARE2PG	0610-0915-150	U15	150	33,75	900	90	10,50
HL15ARE2PG	0610-1220-150	U15	150	45,00	1200	90	13,50
HL15ARE2PG	0762-0762-150	U15	150	35,00	900	90	10,50
HL15ARE2PG	0762-0915-150	U15	150	42,50	1150	90	11,00
HL15ARE2PG	0915-0915-150	U15	150	51,85	1350	90	12,00

HEPAGEL-78-ARM

Hepa Filters With Gel Gasket



HG11ARM266-0610-0610-78

FILTER CODE STRUCTURE

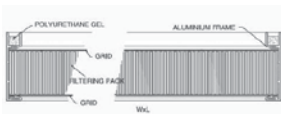
Type	HG	HEPAGEL
Class EN1822	T1	E11
Frame	A	Aluminium
Media	R	Micro Glass Fibre
Pleat Depth	M	48 mm
Surface Grid	2	Both Side With Face Grids
Gasket Type	G	Gel Gasket
Gasket Direction	G	Air Inlet
Size		0610-0610-78

APPLICATIONS

- Used in systems made according to sealed with gel technique
- Clean rooms with LAF counters and
- Operating rooms

TECHNICAL SPECIFICATIONS

Class EN1822	E10	E11	E12
Av. Efficiency EN1822	≥85%	≥95%	≥99.5%
Max. Temperature	80°C		
Relative Humidity	100%		
Rec. Final Pres. Drop	600 Pa.		
Filter Stage	III		



HEPAGEL-78-ARM Series Technical Data

Code	Size W x L x D	Filter Class EN1822	Depth mm	Area m ²	Air Flow m ³ /h	In.Pressure Drop (pa)	Weight kg
HG10ARM2GG	0305-0305-078	E10	78	2,80	150	60	1,85
HG10ARM2GG	0305-0610-078	E10	78	5,50	300	60	3,50
HG10ARM2GG	0457-0457-078	E10	78	6,00	350	60	4,25
HG10ARM2GG	0457-0610-078	E10	78	8,00	450	60	6,50
HG10ARM2GG	0610-0610-078	E10	78	10,50	600	60	6,80
HG10ARM2GG	0610-0762-078	E10	78	13,00	750	60	8,50
HG10ARM2GG	0610-0915-078	E10	78	15,50	900	60	10,00
HG10ARM2GG	0610-1220-078	E10	78	21,00	1200	60	12,50

Code	Size W x L x D	Filter Class EN1822	Depth mm	Area m ²	Air Flow m ³ /h	In.Pressure Drop (pa)	Weight kg
HG11ARM2GG	0305-0305-078	E11	78	2,80	150	70	1,85
HG11ARM2GG	0305-0610-078	E11	78	5,50	300	70	3,50
HG11ARM2GG	0457-0457-078	E11	78	6,00	350	70	4,25
HG11ARM2GG	0457-0610-078	E11	78	8,00	450	70	6,50
HG11ARM2GG	0610-0610-078	E11	78	10,50	600	70	6,80
HG11ARM2GG	0610-0762-078	E11	78	13,00	750	70	8,50
HG11ARM2GG	0610-0915-078	E11	78	15,50	900	70	10,00
HG11ARM2GG	0610-1220-078	E11	78	21,00	1200	70	12,50

Code	Size W x L x D	Filter Class EN1822	Depth mm	Area m ²	Air Flow m ³ /h	In.Pressure Drop (pa)	Weight kg
HG12ARM2GG	0305-0305-078	E12	78	2,80	150	100	1,85
HG12ARM2GG	0305-0610-078	E12	78	5,50	300	100	3,50
HG12ARM2GG	0457-0457-078	E12	78	6,00	350	100	4,25
HG12ARM2GG	0457-0610-078	E12	78	8,00	450	100	6,50
HG12ARM2GG	0610-0610-078	E12	78	10,50	600	100	6,80
HG12ARM2GG	0610-0762-078	E12	78	13,00	750	100	8,50
HG12ARM2GG	0610-0915-078	E12	78	15,50	900	100	10,00
HG12ARM2GG	0610-1220-078	E12	78	21,00	1200	100	12,50

HEPAGEL-78-ARM

Hepa Filters With Gel Gasket



HG13ARM2GG-0610-0610-78

FILTER CODE STRUCTURE

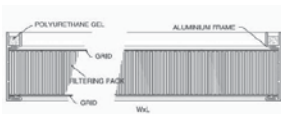
Type	HG	HEPAGEL
Class EN1822	B3	H13
Frame	A	Aluminium
Media	R	Micro Glass Fibre
Pleat Depth	M	48 mm
Surface Grid	2	Both Side With Face Grids
Gasket Type	G	Gel Gasket
Gasket Direction	G	Air Inlet
Size		0610-0610-78

APPLICATIONS

- Used in systems made according to sealed with gel technique
- Clean rooms with LAF counters and
- Operating rooms

TECHNICAL SPECIFICATIONS

Class EN1822	H13	H14	U15
Av. Efficiency EN1822	≥99.95%	≥99.995%	≥99.9995%
Max. Temperature	80°C		
Relative Humidity	100%		
Rec. Final Pres. Drop	600 Pa.		
Filter Stage	III		



HEPAGEL-78-ARM Series Technical Data

Code	Size W x L x D	Filter Class EN1822	Depth mm	Area m ²	Air Flow m ³ /h	In.Pressure Drop (pa)	Weight kg
HG13ARM2GG	0305-0305-078	H13	78	2,80	150	110	1,85
HG13ARM2GG	0305-0610-078	H13	78	5,50	300	110	3,50
HG13ARM2GG	0457-0457-078	H13	78	6,00	350	110	4,25
HG13ARM2GG	0457-0610-078	H13	78	8,00	450	110	6,50
HG13ARM2GG	0610-0610-078	H13	78	10,50	600	110	6,80
HG13ARM2GG	0610-0762-078	H13	78	13,00	750	110	8,50
HG13ARM2GG	0610-0915-078	H13	78	15,50	900	110	10,00
HG13ARM2GG	0610-1220-078	H13	78	21,00	1200	110	12,50

Code	Size W x L x D	Filter Class EN1822	Depth mm	Area m ²	Air Flow m ³ /h	In.Pressure Drop (pa)	Weight kg
HG14ARM2GG	0305-0305-078	H14	78	2,80	150	125	1,85
HG14ARM2GG	0305-0610-078	H14	78	5,50	300	125	3,50
HG14ARM2GG	0457-0457-078	H14	78	6,00	350	125	4,25
HG14ARM2GG	0457-0610-078	H14	78	8,00	450	125	6,50
HG14ARM2GG	0610-0610-078	H14	78	10,50	600	125	6,80
HG14ARM2GG	0610-0762-078	H14	78	13,00	750	125	8,50
HG14ARM2GG	0610-0915-078	H14	78	15,50	900	125	10,00
HG14ARM2GG	0610-1220-078	H14	78	21,00	1200	125	12,50

Code	Size W x L x D	Filter Class EN1822	Depth mm	Area m ²	Air Flow m ³ /h	In.Pressure Drop (pa)	Weight kg
HG15ARM2GG	0305-0305-078	U15	78	2,80	150	140	1,85
HG15ARM2GG	0305-0610-078	U15	78	5,50	300	140	3,50
HG15ARM2GG	0457-0457-078	U15	78	6,00	350	140	4,25
HG15ARM2GG	0457-0610-078	U15	78	8,00	450	140	6,50
HG15ARM2GG	0610-0610-078	U15	78	10,50	600	140	6,80
HG15ARM2GG	0610-0762-078	U15	78	13,00	750	140	8,50
HG15ARM2GG	0610-0915-078	U15	78	15,50	900	140	10,00
HG15ARM2GG	0610-1220-078	U15	78	21,00	1200	140	12,50

HEPAGEL-91-ARM

Hepa Filters With Gel Gasket



HG11ARM266-0610-0610-91

FILTER CODE STRUCTURE


Type	HG	HEPAGEL
Class EN1822	T1	E11
Frame	A	Aluminium
Media	R	Micro Glass Fibre
Pleat Depth	M	58 mm
Surface Grid	2	Both Side With Face Grids
Gasket Type	G	Gel Gasket
Gasket Direction	G	Air Inlet
Size		0610-0610-91

APPLICATIONS

- Used in systems made according to sealed with gel technique
- Clean rooms with LAF counters and
- Operating rooms

TECHNICAL SPECIFICATIONS

Class EN1822	E10	E11	E12
Av. Efficiency EN1822	≥85%	≥95%	≥99.5%
Max. Temperature	80°C		
Relative Humidity	100%		
Rec. Final Pres. Drop	600 Pa.		
Filter Stage	III		



HEPAGEL-91-ARM Series Technical Data

Code	Size W x L x D	Filter Class EN1822	Depth mm	Area m ²	Air Flow m ³ /h	In.Pressure Drop (pa)	Weight kg
HG10ARM2GG	0305-0305-091	E10	91	2,80	150	60	1,85
HG10ARM2GG	0305-0610-091	E10	91	5,50	300	60	3,50
HG10ARM2GG	0457-0457-091	E10	91	6,00	350	60	4,25
HG10ARM2GG	0457-0610-091	E10	91	8,00	450	60	6,50
HG10ARM2GG	0610-0610-091	E10	91	10,50	600	60	6,80
HG10ARM2GG	0610-0762-091	E10	91	13,00	750	60	8,50
HG10ARM2GG	0610-0915-091	E10	91	15,50	900	60	10,00
HG10ARM2GG	0610-1220-091	E10	91	21,00	1200	60	12,50

Code	Size W x L x D	Filter Class EN1822	Depth mm	Area m ²	Air Flow m ³ /h	In.Pressure Drop (pa)	Weight kg
HG11ARM2GG	0305-0305-091	E11	91	2,80	150	70	1,85
HG11ARM2GG	0305-0610-091	E11	91	5,50	300	70	3,50
HG11ARM2GG	0457-0457-091	E11	91	6,00	350	70	4,25
HG11ARM2GG	0457-0610-091	E11	91	8,00	450	70	6,50
HG11ARM2GG	0610-0610-091	E11	91	10,50	600	70	6,80
HG11ARM2GG	0610-0762-091	E11	91	13,00	750	70	8,50
HG11ARM2GG	0610-0915-091	E11	91	15,50	900	70	10,00
HG11ARM2GG	0610-1220-091	E11	91	21,00	1200	70	12,50

Code	Size W x L x D	Filter Class EN1822	Depth mm	Area m ²	Air Flow m ³ /h	In.Pressure Drop (pa)	Weight kg
HG12ARM2GG	0305-0305-091	E12	91	2,80	150	100	1,85
HG12ARM2GG	0305-0610-091	E12	91	5,50	300	100	3,50
HG12ARM2GG	0457-0457-091	E12	91	6,00	350	100	4,25
HG12ARM2GG	0457-0610-091	E12	91	8,00	450	100	6,50
HG12ARM2GG	0610-0610-091	E12	91	10,50	600	100	6,80
HG12ARM2GG	0610-0762-091	E12	91	13,00	750	100	8,50
HG12ARM2GG	0610-0915-091	E12	91	15,50	900	100	10,00
HG12ARM2GG	0610-1220-091	E12	91	21,00	1200	100	12,50

HEPAGEL-91-ARM

Hepa Filters With Gel Gasket



HG13ARM206-0610-0610-91

FILTER CODE STRUCTURE


Type	HG	HEPAGEL
Class EN1822	B3	H13
Frame	A	Aluminium
Media	R	Micro Glass Fibre
Pleat Depth	M	58 mm
Surface Grid	2	Both Side With Face Grids
Gasket Type	G	Gel Gasket
Gasket Direction	G	Air Inlet
Size		0610-0610-91

APPLICATIONS

- Used in systems made according to sealed with gel technique
- Clean rooms with LAF counters and operating rooms

TECHNICAL SPECIFICATIONS

Class EN1822	H13	H14	U15
Av. Efficiency EN1822	≥99.95%	≥99.995%	≥99.9995%
Max. Temperature	80°C		
Relative Humidity	100%		
Rec. Final Pres. Drop	600 Pa.		
Filter Stage	III		



HEPAGEL-91-ARM Series Technical Data


Code	Size W x L x D	Filter Class EN1822	Depth mm	Area m ²	Air Flow m ³ /h	In.Pressure Drop (pa)	Weight kg
HG13ARM2GG	0305-0305-091	H13	91	2,80	150	110	1,85
HG13ARM2GG	0305-0610-091	H13	91	5,50	300	110	3,50
HG13ARM2GG	0457-0457-091	H13	91	6,00	350	110	4,25
HG13ARM2GG	0457-0610-091	H13	91	8,00	450	110	6,50
HG13ARM2GG	0610-0610-091	H13	91	10,50	600	110	6,80
HG13ARM2GG	0610-0762-091	H13	91	13,00	750	110	8,50
HG13ARM2GG	0610-0915-091	H13	91	15,50	900	110	10,00
HG13ARM2GG	0610-1220-091	H13	91	21,00	1200	110	12,50

Code	Size W x L x D	Filter Class EN1822	Depth mm	Area m ²	Air Flow m ³ /h	In.Pressure Drop (pa)	Weight kg
HG14ARM2GG	0305-0305-091	H14	91	2,80	150	125	1,85
HG14ARM2GG	0305-0610-091	H14	91	5,50	300	125	3,50
HG14ARM2GG	0457-0457-091	H14	91	6,00	350	125	4,25
HG14ARM2GG	0457-0610-091	H14	91	8,00	450	125	6,50
HG14ARM2GG	0610-0610-091	H14	91	10,50	600	125	6,80
HG14ARM2GG	0610-0762-091	H14	91	13,00	750	125	8,50
HG14ARM2GG	0610-0915-091	H14	91	15,50	900	125	10,00
HG14ARM2GG	0610-1220-091	H14	91	21,00	1200	125	12,50

Code	Size W x L x D	Filter Class EN1822	Depth mm	Area m ²	Air Flow m ³ /h	In.Pressure Drop (pa)	Weight kg
HG15ARM2GG	0305-0305-091	U15	91	2,80	150	140	1,85
HG15ARM2GG	0305-0610-091	U15	91	5,50	300	140	3,50
HG15ARM2GG	0457-0457-091	U15	91	6,00	350	140	4,25
HG15ARM2GG	0457-0610-091	U15	91	8,00	450	140	6,50
HG15ARM2GG	0610-0610-091	U15	91	10,50	600	140	6,80
HG15ARM2GG	0610-0762-091	U15	91	13,00	750	140	8,50
HG15ARM2GG	0610-0915-091	U15	91	15,50	900	140	10,00
HG15ARM2GG	0610-1220-091	U15	91	21,00	1200	140	12,50

HEPAGEL-104-ARM

Hepa Filters With Gel Gasket



H611ARM266-0610-0610-104

FILTER CODE STRUCTURE

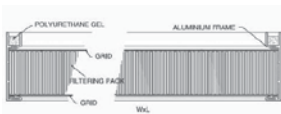
Type	HG	HEPAGEL
Class EN1822	T1	E11
Frame	A	Aluminium
Media	R	Micro Glass Fibre
Pleat Depth	M	58 mm
Surface Grid	2	Both Side With Face Grids
Gasket Type	G	Gel Gasket
Gasket Direction	G	Air Inlet
Size		0610-0610-104

APPLICATIONS

- Used in systems made according to sealed with gel technique
- Clean rooms with LAF counters and operating rooms

TECHNICAL SPECIFICATIONS

Class EN1822	E10	E11	E12
Av. Efficiency EN1822	≥85%	≥95%	≥99.5%
Max. Temperature	80°C		
Relative Humidity	100%		
Rec. Final Pres. Drop	600 Pa.		
Filter Stage	III		



HEPAGEL-104-ARM Series Technical Data

Code	Size WxLxD	Filter Class EN1822	Depth mm	Area m ²	Air Flow m ³ /h	In.Pressure Drop (pa)	Weight kg
HG10ARM2GG	0305-0305-104	E10	104	2,80	150	60	2,20
HG10ARM2GG	0305-0610-104	E10	104	5,50	300	60	4,00
HG10ARM2GG	0457-0457-104	E10	104	6,00	350	60	5,00
HG10ARM2GG	0457-0610-104	E10	104	8,00	450	60	7,50
HG10ARM2GG	0610-0610-104	E10	104	10,50	600	60	7,80
HG10ARM2GG	0610-0762-104	E10	104	13,00	750	60	10,00
HG10ARM2GG	0610-0915-104	E10	104	15,50	900	60	11,50
HG10ARM2GG	0610-1220-104	E10	104	21,00	1200	60	14,25

Code	Size WxLxD	Filter Class EN1822	Depth mm	Area m ²	Air Flow m ³ /h	In.Pressure Drop (pa)	Weight kg
HG11ARM2GG	0305-0305-104	E11	104	2,80	150	70	2,20
HG11ARM2GG	0305-0610-104	E11	104	5,50	300	70	4,00
HG11ARM2GG	0457-0457-104	E11	104	6,00	350	70	5,00
HG11ARM2GG	0457-0610-104	E11	104	8,00	450	70	7,50
HG11ARM2GG	0610-0610-104	E11	104	10,50	600	70	7,80
HG11ARM2GG	0610-0762-104	E11	104	13,00	750	70	10,00
HG11ARM2GG	0610-0915-104	E11	104	15,50	900	70	11,50
HG11ARM2GG	0610-1220-104	E11	104	21,00	1200	70	14,25

Code	Size WxLxD	Filter Class EN1822	Depth mm	Area m ²	Air Flow m ³ /h	In.Pressure Drop (pa)	Weight kg
HG12ARM2GG	0305-0305-104	H12	104	2,80	150	100	2,20
HG12ARM2GG	0305-0610-104	H12	104	5,50	300	100	4,00
HG12ARM2GG	0457-0457-104	H12	104	6,00	350	100	5,00
HG12ARM2GG	0457-0610-104	H12	104	8,00	450	100	7,50
HG12ARM2GG	0610-0610-104	H12	104	10,50	600	100	7,80
HG12ARM2GG	0610-0762-104	H12	104	13,00	750	100	10,00
HG12ARM2GG	0610-0915-104	H12	104	15,50	900	100	11,50
HG12ARM2GG	0610-1220-104	H12	104	21,00	1200	100	14,25

HEPAGEL-104-ARM

Hepa Filters With Gel Gasket



HG13ARM206-0610-0610-104

FILTER CODE STRUCTURE

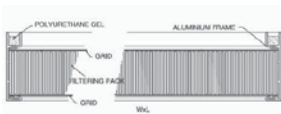
Type	HG	HEPAGEL
Class EN1822	B3	H13
Frame	A	Aluminium
Media	R	Micro Glass Fibre
Pleat Depth	M	58 mm
Surface Grid	2	Both Side With Face Grids
Gasket Type	G	Gel Gasket
Gasket Direction	G	Air Inlet
Size		0610-0610-104

APPLICATIONS

- Used in systems made according to sealed with gel technique
- Clean rooms with LAF counters and operating rooms

TECHNICAL SPECIFICATIONS

Class EN1822	H13	H14	U15
Av. Efficiency EN1822	≥99.95%	≥99.995%	≥99.9995%
Max. Temperature	80°C		
Relative Humidity	100%		
Rec. Final Pres. Drop	600 Pa.		
Filter Stage	III		



HEPAGEL-104-ARM Series Technical Data

Code	Size W x L x D	Filter Class EN1822	Depth mm	Area m ²	Air Flow m ³ /h	In.Pressure Drop (pa)	Weight kg
HG13ARM2GG	0305-0305-104	H13	104	2,80	150	110	2,20
HG13ARM2GG	0305-0610-104	H13	104	5,50	300	110	4,00
HG13ARM2GG	0457-0457-104	H13	104	6,00	350	110	5,00
HG13ARM2GG	0457-0610-104	H13	104	8,00	450	110	7,50
HG13ARM2GG	0610-0610-104	H13	104	10,50	600	110	7,80
HG13ARM2GG	0610-0762-104	H13	104	13,00	750	110	10,00
HG13ARM2GG	0610-0915-104	H13	104	15,50	900	110	11,50
HG13ARM2GG	0610-1220-104	H13	104	21,00	1200	110	14,25

Code	Size W x L x D	Filter Class EN1822	Depth mm	Area m ²	Air Flow m ³ /h	In.Pressure Drop (pa)	Weight kg
HG14ARM2GG	0305-0305-104	H14	104	2,80	150	125	2,20
HG14ARM2GG	0305-0610-104	H14	104	5,50	300	125	4,00
HG14ARM2GG	0457-0457-104	H14	104	6,00	350	125	5,00
HG14ARM2GG	0457-0610-104	H14	104	8,00	450	125	7,50
HG14ARM2GG	0610-0610-104	H14	104	10,50	600	125	7,80
HG14ARM2GG	0610-0762-104	H14	104	13,00	750	125	10,00
HG14ARM2GG	0610-0915-104	H14	104	15,50	900	125	11,50
HG14ARM2GG	0610-1220-104	H14	104	21,00	1200	125	14,25

Code	Size W x L x D	Filter Class EN1822	Depth mm	Area m ²	Air Flow m ³ /h	In.Pressure Drop (pa)	Weight kg
HG15ARM2GG	0305-0305-104	U15	104	2,80	150	140	2,20
HG15ARM2GG	0305-0610-104	U15	104	5,50	300	140	4,00
HG15ARM2GG	0457-0457-104	U15	104	6,00	350	140	5,00
HG15ARM2GG	0457-0610-104	U15	104	8,00	450	140	7,50
HG15ARM2GG	0610-0610-104	U15	104	10,50	600	140	7,80
HG15ARM2GG	0610-0762-104	U15	104	13,00	750	140	10,00
HG15ARM2GG	0610-0915-104	U15	104	15,50	900	140	11,50
HG15ARM2GG	0610-1220-104	U15	104	21,00	1200	140	14,25

HEPAGEL-104-ARN

Hepa Filters With Gel Gasket



H611ARN266-0610-0610-104

FILTER CODE STRUCTURE


Type	HG	HEPAGEL
Class EN 1822	T1	E11
Frame	A	Aluminium
Media	R	Micro Glass Fibre
Pleat Depth	N	65 mm
Surface Grid	2	Both Side With Face Grids
Gasket Type	G	Gel Gasket
Gasket Direction	G	Air Inlet
Size		0610-0610-104

APPLICATIONS

- Used in systems made according to sealed with gel technique
- Clean rooms with LAF counters and operating rooms

TECHNICAL SPECIFICATIONS

Class EN 1822	E10	E11	E12
Av. Efficiency EN 1822	≥85%	≥95%	≥99.5%
Max. Temperature	80°C		
Relative Humidity	100%		
Rec. Final Pres. Drop	600 Pa.		
Filter Stage	III		



HEPAGEL-104-ARN Series Technical Data


Code	Size W x L x D	Filter Class EN1822	Depth mm	Area m ²	Air Flow m ³ /h	In.Pressure Drop (pa)	Weight kg
HG10ARN2GG	0305-0305-104	E10	104	3,00	150	55	2,20
HG10ARN2GG	0305-0610-104	E10	104	6,00	300	55	4,00
HG10ARN2GG	0457-0457-104	E10	104	6,50	350	55	5,00
HG10ARN2GG	0457-0610-104	E10	104	8,75	450	55	7,50
HG10ARN2GG	0610-0610-104	E10	104	11,75	600	55	7,80
HG10ARN2GG	0610-0762-104	E10	104	14,50	750	55	10,00
HG10ARN2GG	0610-0915-104	E10	104	17,00	900	55	11,50
HG10ARN2GG	0610-1220-104	E10	104	23,00	1200	55	14,25

Code	Size W x L x D	Filter Class EN1822	Depth mm	Area m ²	Air Flow m ³ /h	In.Pressure Drop (pa)	Weight kg
HG11ARN2GG	0305-0305-104	E11	104	3,00	150	65	2,20
HG11ARN2GG	0305-0610-104	E11	104	6,00	300	65	4,00
HG11ARN2GG	0457-0457-104	E11	104	6,50	350	65	5,00
HG11ARN2GG	0457-0610-104	E11	104	8,75	450	65	7,50
HG11ARN2GG	0610-0610-104	E11	104	11,75	600	65	7,80
HG11ARN2GG	0610-0762-104	E11	104	14,50	750	65	10,00
HG11ARN2GG	0610-0915-104	E11	104	17,00	900	65	11,50
HG11ARN2GG	0610-1220-104	E11	104	23,00	1200	65	14,25

Code	Size W x L x D	Filter Class EN1822	Depth mm	Area m ²	Air Flow m ³ /h	In.Pressure Drop (pa)	Weight kg
HG12ARN2GG	0305-0305-104	H12	104	3,00	150	90	2,20
HG12ARN2GG	0305-0610-104	H12	104	6,00	300	90	4,00
HG12ARN2GG	0457-0457-104	H12	104	6,50	350	90	5,00
HG12ARN2GG	0457-0610-104	H12	104	8,75	450	90	7,50
HG12ARN2GG	0610-0610-104	H12	104	11,75	600	90	7,80
HG12ARN2GG	0610-0762-104	H12	104	14,50	750	90	10,00
HG12ARN2GG	0610-0915-104	H12	104	17,00	900	90	11,50
HG12ARN2GG	0610-1220-104	H12	104	23,00	1200	90	14,25

HEPAGEL-104-ARN

Hepa Filters With Gel Gasket



H613ARN266-0610-0610-104

FILTER CODE STRUCTURE

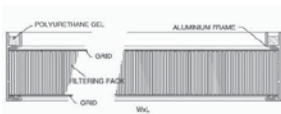
Type	HG	HEPAGEL
Class EN1822	B3	H13
Frame	A	Aluminium
Media	R	Micro Glass Fibre
Pleat Depth	N	65 mm
Surface Grid	2	Both Side With Face Grids
Gasket Type	G	Gel Gasket
Gasket Direction	G	Air Inlet
Size	0610-0610-104	

APPLICATIONS

- Used in systems made according to sealed with gel technique
- Clean rooms with LAF counters and operating rooms

TECHNICAL SPECIFICATIONS

Class EN1822	H13	H14	U15
Av. Efficiency EN1822	≥99.95 %	≥99.995 %	≥99.9995 %
Max. Temperature	80°C		
Relative Humidity	100 %		
Rec. Final Pres. Drop	600 Pa.		
Filter Stage	III		



HEPAGEL-104-ARN Series Technical Data

Code	Size W x L x D	Filter Class EN1822	Depth mm	Area m ²	Air Flow m ³ /h	In.Pressure Drop (pa)	Weight kg
HG13ARN2GG	0305-0305-104	H13	104	3,00	150	100	2,20
HG13ARN2GG	0305-0610-104	H13	104	6,00	300	100	4,00
HG13ARN2GG	0457-0457-104	H13	104	6,50	350	100	5,00
HG13ARN2GG	0457-0610-104	H13	104	8,75	450	100	7,50
HG13ARN2GG	0610-0610-104	H13	104	11,75	600	100	7,80
HG13ARN2GG	0610-0762-104	H13	104	14,50	750	100	10,00
HG13ARN2GG	0610-0915-104	H13	104	17,00	900	100	11,50
HG13ARN2GG	0610-1220-104	H13	104	23,00	1200	100	14,25

Code	Size W x L x D	Filter Class EN1822	Depth mm	Area m ²	Air Flow m ³ /h	In.Pressure Drop (pa)	Weight kg
HG14ARN2GG	0305-0305-104	H14	104	3,00	150	115	2,20
HG14ARN2GG	0305-0610-104	H14	104	6,00	300	115	4,00
HG14ARN2GG	0457-0457-104	H14	104	6,50	350	115	5,00
HG14ARN2GG	0457-0610-104	H14	104	8,75	450	115	7,50
HG14ARN2GG	0610-0610-104	H14	104	11,75	600	115	7,80
HG14ARN2GG	0610-0762-104	H14	104	14,50	750	115	10,00
HG14ARN2GG	0610-0915-104	H14	104	17,00	900	115	11,50
HG14ARN2GG	0610-1220-104	H14	104	23,00	1200	115	14,25

Code	Size W x L x D	Filter Class EN1822	Depth mm	Area m ²	Air Flow m ³ /h	In.Pressure Drop (pa)	Weight kg
HG15ARN2GG	0305-0305-104	U15	104	3,00	150	130	2,20
HG15ARN2GG	0305-0610-104	U15	104	6,00	300	130	4,00
HG15ARN2GG	0457-0457-104	U15	104	6,50	350	130	5,00
HG15ARN2GG	0457-0610-104	U15	104	8,75	450	130	7,50
HG15ARN2GG	0610-0610-104	U15	104	11,75	600	130	7,80
HG15ARN2GG	0610-0762-104	U15	104	14,50	750	130	10,00
HG15ARN2GG	0610-0915-104	U15	104	17,00	900	130	11,50
HG15ARN2GG	0610-1220-104	U15	104	23,00	1200	130	14,25

HEPAGEL-129-ARM

Hepa Filters With Gel Gasket



H611ARM266-0610-0610-129

FILTER CODE STRUCTURE

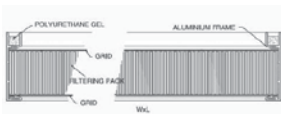
Type	HG	HEPAGEL
Class EN1822	T1	E11
Frame	A	Aluminium
Media	R	Micro Glass Fibre
Pleat Depth	M	58 mm
Surface Grid	2	Both Side With Face Grids
Gasket Type	G	Gel Gasket
Gasket Direction	G	Air Inlet
Size		0610-0610-129

APPLICATIONS

- Used in systems made according to sealed with gel technique
- Clean rooms with LAF counters and operating rooms

TECHNICAL SPECIFICATIONS

Class EN1822	E10	E11	E12
Av. Efficiency EN1822	≥85%	≥95%	≥99.5%
Max. Temperature	80°C		
Relative Humidity	100%		
Rec. Final Pres. Drop	600 Pa.		
Filter Stage	III		



HEPAGEL-129-ARM Series Technical Data


Code	Size W x L x D	Filter Class EN1822	Depth mm	Area m ²	Air Flow m ³ /h	In.Pressure Drop (pa)	Weight kg
HG10ARM2GG	0305-0305-129	E10	129	2,80	150	60	2,20
HG10ARM2GG	0305-0610-129	E10	129	5,50	300	60	4,00
HG10ARM2GG	0457-0457-129	E10	129	6,00	350	60	5,00
HG10ARM2GG	0457-0610-129	E10	129	8,00	450	60	7,50
HG10ARM2GG	0610-0610-129	E10	129	10,50	600	60	7,80
HG10ARM2GG	0610-0762-129	E10	129	13,00	750	60	10,00
HG10ARM2GG	0610-0915-129	E10	129	15,50	900	60	11,50
HG10ARM2GG	0610-1220-129	E10	129	21,00	1200	60	14,25

Code	Size W x L x D	Filter Class EN1822	Depth mm	Area m ²	Air Flow m ³ /h	In.Pressure Drop (pa)	Weight kg
HG11ARM2GG	0305-0305-129	E11	129	2,80	150	70	2,20
HG11ARM2GG	0305-0610-129	E11	129	5,50	300	70	4,00
HG11ARM2GG	0457-0457-129	E11	129	6,00	350	70	5,00
HG11ARM2GG	0457-0610-129	E11	129	8,00	450	70	7,50
HG11ARM2GG	0610-0610-129	E11	129	10,50	600	70	7,80
HG11ARM2GG	0610-0762-129	E11	129	13,00	750	70	10,00
HG11ARM2GG	0610-0915-129	E11	129	15,50	900	70	11,50
HG11ARM2GG	0610-1220-129	E11	129	21,00	1200	70	14,25

Code	Size W x L x D	Filter Class EN1822	Depth mm	Area m ²	Air Flow m ³ /h	In.Pressure Drop (pa)	Weight kg
HG12ARM2GG	0305-0305-129	H12	129	2,80	150	100	2,20
HG12ARM2GG	0305-0610-129	H12	129	5,50	300	100	4,00
HG12ARM2GG	0457-0457-129	H12	129	6,00	350	100	5,00
HG12ARM2GG	0457-0610-129	H12	129	8,00	450	100	7,50
HG12ARM2GG	0610-0610-129	H12	129	10,50	600	100	7,80
HG12ARM2GG	0610-0762-129	H12	129	13,00	750	100	10,00
HG12ARM2GG	0610-0915-129	H12	129	15,50	900	100	11,50
HG12ARM2GG	0610-1220-129	H12	129	21,00	1200	100	14,25

HEPAGEL-129-ARM

Hepa Filters With Gel Gasket



HG13ARM206-0610-0610-129

FILTER CODE STRUCTURE

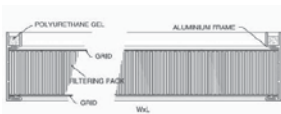
Type	HG	HEPAGEL
Class EN1822	B3	H13
Frame	A	Aluminium
Media	R	Micro Glass Fibre
Pleat Depth	M	58 mm
Surface Grid	2	Both Side With Face Grids
Gasket Type	G	Gel Gasket
Gasket Direction	G	Air Inlet
Size		0610-0610-129

APPLICATIONS

- Used in systems made according to sealed with gel technique
- Clean rooms with LAF counters and operating rooms

TECHNICAL SPECIFICATIONS

Class EN1822	H13	H14	U15
Av. Efficiency EN1822	≥99.95%	≥99.995%	≥99.9995%
Max. Temperature	80°C		
Relative Humidity	100%		
Rec. Final Pres. Drop	600 Pa.		
Filter Stage	III		



HEPAGEL-129-ARM Series Technical Data

Code	Size W x L x D	Filter Class EN1822	Depth mm	Area m ²	Air Flow m ³ /h	In.Pressure Drop (pa)	Weight kg
HG13ARM2GG	0305-0305-129	H13	129	2,80	150	110	2,20
HG13ARM2GG	0305-0610-129	H13	129	5,50	300	110	4,00
HG13ARM2GG	0457-0457-129	H13	129	6,00	350	110	5,00
HG13ARM2GG	0457-0610-129	H13	129	8,00	450	110	7,50
HG13ARM2GG	0610-0610-129	H13	129	10,50	600	110	7,80
HG13ARM2GG	0610-0762-129	H13	129	13,00	750	110	10,00
HG13ARM2GG	0610-0915-129	H13	129	15,50	900	110	11,50
HG13ARM2GG	0610-1220-129	H13	129	21,00	1200	110	14,25

Code	Size W x L x D	Filter Class EN1822	Depth mm	Area m ²	Air Flow m ³ /h	In.Pressure Drop (pa)	Weight kg
HG14ARM2GG	0305-0305-129	H14	129	2,80	150	125	2,20
HG14ARM2GG	0305-0610-129	H14	129	5,50	300	125	4,00
HG14ARM2GG	0457-0457-129	H14	129	6,00	350	125	5,00
HG14ARM2GG	0457-0610-129	H14	129	8,00	450	125	7,50
HG14ARM2GG	0610-0610-129	H14	129	10,50	600	125	7,80
HG14ARM2GG	0610-0762-129	H14	129	13,00	750	125	10,00
HG14ARM2GG	0610-0915-129	H14	129	15,50	900	125	11,50
HG14ARM2GG	0610-1220-129	H14	129	21,00	1200	125	14,25

Code	Size W x L x D	Filter Class EN1822	Depth mm	Area m ²	Air Flow m ³ /h	In.Pressure Drop (pa)	Weight kg
HG15ARM2GG	0305-0305-129	U15	129	2,80	150	140	2,20
HG15ARM2GG	0305-0610-129	U15	129	5,50	300	140	4,00
HG15ARM2GG	0457-0457-129	U15	129	6,00	350	140	5,00
HG15ARM2GG	0457-0610-129	U15	129	8,00	450	140	7,50
HG15ARM2GG	0610-0610-129	U15	129	10,50	600	140	7,80
HG15ARM2GG	0610-0762-129	U15	129	13,00	750	140	10,00
HG15ARM2GG	0610-0915-129	U15	129	15,50	900	140	11,50
HG15ARM2GG	0610-1220-129	U15	129	21,00	1200	140	14,25

HEPAGEL-129-ARN

Hepa Filters With Gel Gasket



H611ARN266-0610-0610-129

FILTER CODE STRUCTURE

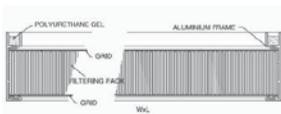
Type	HG	HEPAGEL
Class EN 1822	T1	E11
Frame	A	Aluminium
Media	R	Micro Glass Fibre
Pleat Depth	N	65 mm
Surface Grid	2	Both Side With Face Grids
Gasket Type	G	Gel Gasket
Gasket Direction	G	Air Inlet
Size		0610-0610-129

APPLICATIONS

- Used in systems made according to sealed with gel technique
- Clean rooms with LAF counters and operating rooms

TECHNICAL SPECIFICATIONS

Class EN 1822	E10	E11	E12
Av. Efficiency EN 1822	≥85%	≥95%	≥99.5%
Max. Temperature	80°C		
Relative Humidity	100%		
Rec. Final Pres. Drop	600 Pa.		
Filter Stage	III		



HEPAGEL-129-ARN Series Technical Data

Code	Size W x L x D	Filter Class EN1822	Depth mm	Area m ²	Air Flow m ³ /h	In.Pressure Drop (pa)	Weight kg
HG10ARN2GG	0305-0305-129	E10	129	3,00	150	55	2,20
HG10ARN2GG	0305-0610-129	E10	129	6,00	300	55	4,00
HG10ARN2GG	0457-0457-129	E10	129	6,50	350	55	5,00
HG10ARN2GG	0457-0610-129	E10	129	8,75	450	55	7,50
HG10ARN2GG	0610-0610-129	E10	129	11,75	600	55	7,80
HG10ARN2GG	0610-0762-129	E10	129	14,50	750	55	10,00
HG10ARN2GG	0610-0915-129	E10	129	17,00	900	55	11,50
HG10ARN2GG	0610-1220-129	E10	129	23,00	1200	55	14,25

Code	Size W x L x D	Filter Class EN1822	Depth mm	Area m ²	Air Flow m ³ /h	In.Pressure Drop (pa)	Weight kg
HG11ARN2GG	0305-0305-129	E11	129	3,00	150	65	2,20
HG11ARN2GG	0305-0610-129	E11	129	6,00	300	65	4,00
HG11ARN2GG	0457-0457-129	E11	129	6,50	350	65	5,00
HG11ARN2GG	0457-0610-129	E11	129	8,75	450	65	7,50
HG11ARN2GG	0610-0610-129	E11	129	11,75	600	65	7,80
HG11ARN2GG	0610-0762-129	E11	129	14,50	750	65	10,00
HG11ARN2GG	0610-0915-129	E11	129	17,00	900	65	11,50
HG11ARN2GG	0610-1220-129	E11	129	23,00	1200	65	14,25

Code	Size W x L x D	Filter Class EN1822	Depth mm	Area m ²	Air Flow m ³ /h	In.Pressure Drop (pa)	Weight kg
HG12ARN2GG	0305-0305-129	H12	129	3,00	150	90	2,20
HG12ARN2GG	0305-0610-129	H12	129	6,00	300	90	4,00
HG12ARN2GG	0457-0457-129	H12	129	6,50	350	90	5,00
HG12ARN2GG	0457-0610-129	H12	129	8,75	450	90	7,50
HG12ARN2GG	0610-0610-129	H12	129	11,75	600	90	7,80
HG12ARN2GG	0610-0762-129	H12	129	14,50	750	90	10,00
HG12ARN2GG	0610-0915-129	H12	129	17,00	900	90	11,50
HG12ARN2GG	0610-1220-129	H12	129	23,00	1200	90	14,25

HEPAGEL-129-ARN

Hepa Filters With Gel Gasket



HG13ARN266-0610-0610-129

FILTER CODE STRUCTURE

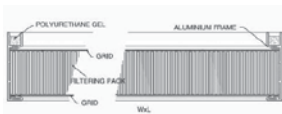
Type	HG	HEPAGEL
Class EN1822	B3	H13
Frame	A	Aluminium
Media	R	Micro Glass Fibre
Pleat Depth	N	65 mm
Surface Grid	2	Both Side With Face Grids
Gasket Type	G	Gel Gasket
Gasket Direction	G	Air Inlet
Size		0610-0610-129

APPLICATIONS

- Used in systems made according to sealed with gel technique
- Clean rooms with LAF counters and operating rooms

TECHNICAL SPECIFICATIONS

Class EN1822	H13	H14	U15
Av. Efficiency EN1822	≥99.95 %	≥99.995 %	≥99.9995 %
Max. Temperature	80°C		
Relative Humidity	100 %		
Rec. Final Pres. Drop	600 Pa.		
Filter Stage	III		



HEPAGEL-129-ARN Series Technical Data


Code	Size W x L x D	Filter Class EN1822	Depth mm	Area m ²	Air Flow m ³ /h	In.Pressure Drop (pa)	Weight kg
HG13ARN2GG	0305-0305-129	H13	129	3,00	150	100	2,20
HG13ARN2GG	0305-0610-129	H13	129	6,00	300	100	4,00
HG13ARN2GG	0457-0457-129	H13	129	6,50	350	100	5,00
HG13ARN2GG	0457-0610-129	H13	129	8,75	450	100	7,50
HG13ARN2GG	0610-0610-129	H13	129	11,75	600	100	7,80
HG13ARN2GG	0610-0762-129	H13	129	14,50	750	100	10,00
HG13ARN2GG	0610-0915-129	H13	129	17,00	900	100	11,50
HG13ARN2GG	0610-1220-129	H13	129	23,00	1200	100	14,25

Code	Size W x L x D	Filter Class EN1822	Depth mm	Area m ²	Air Flow m ³ /h	In.Pressure Drop (pa)	Weight kg
HG14ARN2GG	0305-0305-129	H14	129	3,00	150	115	2,20
HG14ARN2GG	0305-0610-129	H14	129	6,00	300	115	4,00
HG14ARN2GG	0457-0457-129	H14	129	6,50	350	115	5,00
HG14ARN2GG	0457-0610-129	H14	129	8,75	450	115	7,50
HG14ARN2GG	0610-0610-129	H14	129	11,75	600	115	7,80
HG14ARN2GG	0610-0762-129	H14	129	14,50	750	115	10,00
HG14ARN2GG	0610-0915-129	H14	129	17,00	900	115	11,50
HG14ARN2GG	0610-1220-129	H14	129	23,00	1200	115	14,25

Code	Size W x L x D	Filter Class EN1822	Depth mm	Area m ²	Air Flow m ³ /h	In.Pressure Drop (pa)	Weight kg
HG15ARN2GG	0305-0305-129	U15	129	3,00	150	130	2,20
HG15ARN2GG	0305-0610-129	U15	129	6,00	300	130	4,00
HG15ARN2GG	0457-0457-129	U15	129	6,50	350	130	5,00
HG15ARN2GG	0457-0610-129	U15	129	8,75	450	130	7,50
HG15ARN2GG	0610-0610-129	U15	129	11,75	600	130	7,80
HG15ARN2GG	0610-0762-129	U15	129	14,50	750	130	10,00
HG15ARN2GG	0610-0915-129	U15	129	17,00	900	130	11,50
HG15ARN2GG	0610-1220-129	U15	129	23,00	1200	130	14,25

HEPAGEL-129-ARL

Hepa Filters With Gel Gasket



H611ARL266-0610-0610-129

FILTER CODE STRUCTURE

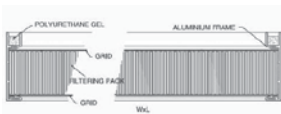
Type	HG	HEPAGEL
Class EN1822	T1	E11
Frame	A	Aluminium
Media	R	Micro Glass Fibre
Pleat Depth	L	90 mm
Surface Grid	2	Both Side With Face Grids
Gasket Type	G	Gel Gasket
Gasket Direction	G	Air Inlet
Size		0610-0610-129

APPLICATIONS

- Used in systems made according to sealed with gel technique
- Clean rooms with LAF counters and operating rooms

TECHNICAL SPECIFICATIONS

Class EN1822	E10	E11	E12
Av. Efficiency EN1822	≥85%	≥95%	≥99.5%
Max. Temperature	80°C		
Relative Humidity	100%		
Rec. Final Pres. Drop	600 Pa.		
Filter Stage	III		



HEPAGEL-129-ARL Series Technical Data


Code	Size WxLxD	Filter Class EN1822	Depth mm	Area m ²	Air Flow m ³ /h	In.Pressure Drop (pa)	Weight kg
HG10ARL2GG	0305-0305-129	E10	129	4,50	150	35	2,00
HG10ARL2GG	0305-0610-129	E10	129	9,00	300	35	3,80
HG10ARL2GG	0457-0457-129	E10	129	10,00	350	35	5,00
HG10ARL2GG	0457-0610-129	E10	129	13,50	450	35	7,00
HG10ARL2GG	0610-0610-129	E10	129	18,00	600	35	8,00
HG10ARL2GG	0610-0762-129	E10	129	22,65	750	35	9,00
HG10ARL2GG	0610-0915-129	E10	129	27,00	900	35	10,50
HG10ARL2GG	0610-1220-129	E10	129	36,00	1500	35	13,50

Code	Size WxLxD	Filter Class EN1822	Depth mm	Area m ²	Air Flow m ³ /h	In.Pressure Drop (pa)	Weight kg
HG11ARL2GG	0305-0305-129	E11	129	4,50	150	40	2,00
HG11ARL2GG	0305-0610-129	E11	129	9,00	300	40	3,80
HG11ARL2GG	0457-0457-129	E11	129	10,00	350	40	5,00
HG11ARL2GG	0457-0610-129	E11	129	13,50	450	40	7,00
HG11ARL2GG	0610-0610-129	E11	129	18,00	600	40	8,00
HG11ARL2GG	0610-0762-129	E11	129	22,65	750	40	9,00
HG11ARL2GG	0610-0915-129	E11	129	27,00	900	40	10,50
HG11ARL2GG	0610-1220-129	E11	129	36,00	1200	40	13,50

Code	Size WxLxD	Filter Class EN1822	Depth mm	Area m ²	Air Flow m ³ /h	In.Pressure Drop (pa)	Weight kg
HG12ARL2GG	0305-0305-129	H12	129	4,50	150	70	2,00
HG12ARL2GG	0305-0610-129	H12	129	9,00	300	70	3,80
HG12ARL2GG	0457-0457-129	H12	129	10,00	350	70	5,00
HG12ARL2GG	0457-0610-129	H12	129	13,50	450	70	7,00
HG12ARL2GG	0610-0610-129	H12	129	18,00	600	70	8,00
HG12ARL2GG	0610-0762-129	H12	129	22,65	750	70	9,00
HG12ARL2GG	0610-0915-129	H12	129	27,00	900	70	10,50
HG12ARL2GG	0610-1220-129	H12	129	36,00	1200	70	13,50

HEPAGEL-129-ARL

Hepa Filters With Gel Gasket



HG13ARL266-0610-0610-129

FILTER CODE STRUCTURE

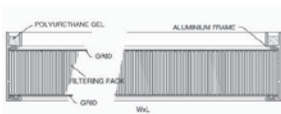
Type	HG	HEPAGEL
Class EN1822	B3	H13
Frame	A	Aluminium
Media	R	Micro Glass Fibre
Pleat Depth	L	90 mm
Surface Grid	2	Both Side With Face Grids
Gasket Type	G	Gel Gasket
Gasket Direction	G	Air Inlet
Size		0610-0610-129

APPLICATIONS

- Used in systems made according to sealed with gel technique
- Clean rooms with LAF counters and operating rooms

TECHNICAL SPECIFICATIONS

Class EN1822	H13	H14	U15
Av. Efficiency EN1822	≥99.95%	≥99.995%	≥99.9995%
Max. Temperature	80°C		
Relative Humidity	100%		
Rec. Final Pres. Drop	600 Pa.		
Filter Stage	III		



HEPAGEL-129-ARL Series Technical Data

Code	Size W x L x D	Filter Class EN 1822	Depth mm	Area m ²	Air Flow m ³ /h	In. Pressure Drop (pa)	Weight kg
HG13ARL2GG	0305-0305-129	H13	129	4,50	150	80	2,00
HG13ARL2GG	0305-0610-129	H13	129	9,00	300	80	3,80
HG13ARL2GG	0457-0457-129	H13	129	10,00	350	80	5,00
HG13ARL2GG	0457-0610-129	H13	129	13,50	450	80	7,00
HG13ARL2GG	0610-0610-129	H13	129	18,00	600	80	8,00
HG13ARL2GG	0610-0762-129	H13	129	22,65	750	80	9,00
HG13ARL2GG	0610-0915-129	H13	129	27,00	900	80	10,50
HG13ARL2GG	0610-1220-129	H13	129	36,00	1500	80	13,50

Code	Size W x L x D	Filter Class EN 1822	Depth mm	Area m ²	Air Flow m ³ /h	In. Pressure Drop (pa)	Weight kg
HG14ARL2GG	0305-0305-129	H14	129	4,50	150	90	2,00
HG14ARL2GG	0305-0610-129	H14	129	9,00	300	90	3,80
HG14ARL2GG	0457-0457-129	H14	129	10,00	350	90	5,00
HG14ARL2GG	0457-0610-129	H14	129	13,50	450	90	7,00
HG14ARL2GG	0610-0610-129	H14	129	18,00	600	90	8,00
HG14ARL2GG	0610-0762-129	H14	129	22,65	750	90	9,00
HG14ARL2GG	0610-0915-129	H14	129	27,00	900	90	10,50
HG14ARL2GG	0610-1220-129	H14	129	36,00	1200	90	13,50

Code	Size W x L x D	Filter Class EN 1822	Depth mm	Area m ²	Air Flow m ³ /h	In. Pressure Drop (pa)	Weight kg
HG15ARL2GG	0305-0305-129	U15	129	4,50	150	100	2,00
HG15ARL2GG	0305-0610-129	U15	129	9,00	300	100	3,80
HG15ARL2GG	0457-0457-129	U15	129	10,00	350	100	5,00
HG15ARL2GG	0457-0610-129	U15	129	13,50	450	100	7,00
HG15ARL2GG	0610-0610-129	U15	129	18,00	600	100	8,00
HG15ARL2GG	0610-0762-129	U15	129	22,65	750	100	9,00
HG15ARL2GG	0610-0915-129	U15	129	27,00	900	100	10,50
HG15ARL2GG	0610-1220-129	U15	129	36,00	1200	100	13,50

HEPAFIL-69-MRK

Turbulent Flow Absolute Filters



HF12MRK1P6-0610-0610-69

FILTER CODE STRUCTURE

Type	HF	HEPAFIL-69
Class EN1822	12	E12
Frame	M	Wooden
Media	R	Micro Glass Fibre
Pleat Depth	K	48 mm
Surface Grid	1	Face Grid Air Outlet
Gasket Type	P	Polyurethane
Gasket Direction	G	Air Inlet
Size		0610-0610-69

APPLICATIONS

- EPA-HEPA Filters absolute air filtration
- Clean room ventilation systems
- Used in microelectronics, food, photography, data centers, hospital, medical equipment industry

TECHNICAL SPECIFICATIONS

Class EN1822	E10	E11	E12
Av. Efficiency EN1822	≥85%	≥95%	≥99.5%
Max. Temperature	80°C		
Relative Humidity	100%		
Rec. Final Pres. Drop	600 Pa.		
Filter Stage	III		

HEPAFIL-69-MRK Series Technical Data

Code	Size W x L x D	Filter Class EN1822	Depth mm	Area m ²	Air Flow m ³ /h	In.Pressure Drop (pa)	Weight kg
HF10MRK1PG	0305-0305-069	E10	69	2,40	540	250	1,85
HF10MRK1PG	0305-0610-069	E10	69	5,00	1080	250	3,50
HF10MRK1PG	0457-0457-069	E10	69	5,50	1200	250	4,25
HF10MRK1PG	0457-0610-069	E10	69	7,50	1600	250	6,50
HF10MRK1PG	0610-0610-069	E10	69	10,00	2150	250	6,80
HF10MRK1PG	0610-0762-069	E10	69	12,20	2700	250	8,50
HF10MRK1PG	0610-0915-069	E10	69	15,00	3200	250	10,00
HF10MRK1PG	0610-1220-069	E10	69	20,00	4300	250	12,50

Code	Size W x L x D	Filter Class EN1822	Depth mm	Area m ²	Air Flow m ³ /h	In.Pressure Drop (pa)	Weight kg
HF11MRK1PG	0305-0305-069	E11	69	2,40	500	250	1,85
HF11MRK1PG	0305-0610-069	E11	69	5,00	1000	250	3,50
HF11MRK1PG	0457-0457-069	E11	69	5,50	1120	250	4,25
HF11MRK1PG	0457-0610-069	E11	69	7,50	1500	250	6,50
HF11MRK1PG	0610-0610-069	E11	69	10,00	2000	250	6,80
HF11MRK1PG	0610-0762-069	E11	69	12,20	2500	250	8,50
HF11MRK1PG	0610-0915-069	E11	69	15,00	3000	250	10,00
HF11MRK1PG	0610-1220-069	E11	69	20,00	4000	250	12,50

Code	Size W x L x D	Filter Class EN1822	Depth mm	Area m ²	Air Flow m ³ /h	In.Pressure Drop (pa)	Weight kg
HF12MRK1PG	0305-0305-069	E12	69	2,40	290	250	1,85
HF12MRK1PG	0305-0610-069	E12	69	5,00	580	250	3,50
HF12MRK1PG	0457-0457-069	E12	69	5,50	650	250	4,25
HF12MRK1PG	0457-0610-069	E12	69	7,50	870	250	6,50
HF12MRK1PG	0610-0610-069	E12	69	10,00	1150	250	6,80
HF12MRK1PG	0610-0762-069	E12	69	12,20	1450	250	8,50
HF12MRK1PG	0610-0915-069	E12	69	15,00	1750	250	10,00
HF12MRK1PG	0610-1220-069	E12	69	20,00	2325	250	12,50

HEPAFIL-69-MRK

Turbulent Flow Absolute Filters



HF13MRK1P6-0610-0610-69

FILTER CODE STRUCTURE

Type	HF	HEPAFIL-69
Class EN1822	B3	H13
Frame	M	Wooden
Media	R	Micro Glass Fibre
Pleat Depth	K	48 mm
Surface Grid	1	Face Grid Air Outlet
Gasket Type	P	Polyurethane
Gasket Direction	G	Air Inlet
Size		0610-0610-69

APPLICATIONS

- EPA-HEPA Filters absolute air filtration
- Clean room ventilation systems
- Used in microelectronics, food, photography, data centers, hospital, medical equipment industry

TECHNICAL SPECIFICATIONS

Class EN1822	H13	H14	U15
Av. Efficiency EN1822	≥99.95 %	≥99.995 %	≥99.9995 %
Max. Temperature	80°C		
Relative Humidity	100 %		
Rec. Final Pres. Drop	600 Pa.		
Filter Stage	III		

HEPAFIL-69-MRK Series Technical Data

Code	Size W x L x D	Filter Class EN1822	Depth mm	Area m ²	Air Flow m ³ /h	In.Pressure Drop (pa)	Weight kg
HF13MRK1PG	0305-0305-069	H13	69	2,40	250	250	1,85
HF13MRK1PG	0305-0610-069	H13	69	5,00	500	250	3,50
HF13MRK1PG	0457-0457-069	H13	69	5,50	550	250	4,25
HF13MRK1PG	0457-0610-069	H13	69	7,50	750	250	6,50
HF13MRK1PG	0610-0610-069	H13	69	10,00	1000	250	6,80
HF13MRK1PG	0610-0762-069	H13	69	12,20	1250	250	8,50
HF13MRK1PG	0610-0915-069	H13	69	15,00	1500	250	10,00
HF13MRK1PG	0610-1220-069	H13	69	20,00	1950	250	12,50

Code	Size W x L x D	Filter Class EN1822	Depth mm	Area m ²	Air Flow m ³ /h	In.Pressure Drop (pa)	Weight kg
HF14MRK1PG	0305-0305-069	H14	69	2,40	220	250	1,85
HF14MRK1PG	0305-0610-069	H14	69	5,00	450	250	3,50
HF14MRK1PG	0457-0457-069	H14	69	5,50	500	250	4,25
HF14MRK1PG	0457-0610-069	H14	69	7,50	660	250	6,50
HF14MRK1PG	0610-0610-069	H14	69	10,00	925	250	6,80
HF14MRK1PG	0610-0762-069	H14	69	12,20	1125	250	8,50
HF14MRK1PG	0610-0915-069	H14	69	15,00	1375	250	10,00
HF14MRK1PG	0610-1220-069	H14	69	20,00	1775	250	12,50

HEPAFIL-78-MRM

Turbulent Flow Absolute Filters



HF12MRM1PG-0610-0610-78

FILTER CODE STRUCTURE

Type	HF	HEPAFIL-78
Class EN1822	12	E12
Frame	M	Wooden
Media	R	Micro Glass Fibre
Pleat Depth	M	58 mm
Surface Grid	1	Face Grid Air Outlet
Gasket Type	P	Polyurethane
Gasket Direction	G	Air Inlet
Size		0610-0610-78

APPLICATIONS

- EPA-HEPA Filters absolute air filtration
- Clean room ventilation systems
- Used in microelectronics, food, photography, data centers, hospital, medical equipment industry

TECHNICAL SPECIFICATIONS

Class EN1822	E10	E11	E12
Av. Efficiency EN1822	≥85%	≥95%	≥99.5%
Max. Temperature	80°C		
Relative Humidity	100%		
Rec. Final Pres. Drop	600 Pa.		
Filter Stage	III		

HEPAFIL-78-MRM Series Technical Data

Code	Size W x L x D	Filter Class EN1822	Depth mm	Area m ²	Air Flow m ³ /h	In.Pressure Drop (pa)	Weight kg
HF10MRM1PG	0305-0305-078	E10	78	2,80	650	250	1,85
HF10MRM1PG	0305-0610-078	E10	78	5,50	1300	250	3,50
HF10MRM1PG	0457-0457-078	E10	78	6,00	1450	250	4,25
HF10MRM1PG	0457-0610-078	E10	78	8,00	1950	250	6,50
HF10MRM1PG	0610-0610-078	E10	78	10,50	2600	250	6,80
HF10MRM1PG	0610-0762-078	E10	78	13,00	3250	250	8,50
HF10MRM1PG	0610-0915-078	E10	78	15,50	3900	250	10,00
HF10MRM1PG	0610-1220-078	E10	78	21,00	5200	250	12,50

Code	Size W x L x D	Filter Class EN1822	Depth mm	Area m ²	Air Flow m ³ /h	In.Pressure Drop (pa)	Weight kg
HF11MRM1PG	0305-0305-078	E11	78	2,80	600	250	1,85
HF11MRM1PG	0305-0610-078	E11	78	5,50	1200	250	3,50
HF11MRM1PG	0457-0457-078	E11	78	6,00	1350	250	4,25
HF11MRM1PG	0457-0610-078	E11	78	8,00	1800	250	6,50
HF11MRM1PG	0610-0610-078	E11	78	10,50	2400	250	6,80
HF11MRM1PG	0610-0762-078	E11	78	13,00	3000	250	8,50
HF11MRM1PG	0610-0915-078	E11	78	15,50	3600	250	10,00
HF11MRM1PG	0610-1220-078	E11	78	21,00	4800	250	12,50

Code	Size W x L x D	Filter Class EN1822	Depth mm	Area m ²	Air Flow m ³ /h	In.Pressure Drop (pa)	Weight kg
HF12MRM1PG	0305-0305-078	E12	78	2,80	350	250	1,85
HF12MRM1PG	0305-0610-078	E12	78	5,50	700	250	3,50
HF12MRM1PG	0457-0457-078	E12	78	6,00	790	250	4,25
HF12MRM1PG	0457-0610-078	E12	78	8,00	1050	250	6,50
HF12MRM1PG	0610-0610-078	E12	78	10,50	1400	250	6,80
HF12MRM1PG	0610-0762-078	E12	78	13,00	1750	250	8,50
HF12MRM1PG	0610-0915-078	E12	78	15,50	2100	250	10,00
HF12MRM1PG	0610-1220-078	E12	78	21,00	2800	250	12,50

HEPAFIL-78-MRM

Turbulent Flow Absolute Filters



HF13MRM1PG-0610-0610-78

FILTER CODE STRUCTURE

Type	HF	HEPAFIL-78
Class EN1822	B3	H13
Frame	M	Wooden
Media	R	Micro Glass Fibre
Pleat Depth	M	58 mm
Surface Grid	1	Face Grid Air Outlet
Gasket Type	P	Polyurethane
Gasket Direction	G	Air Inlet
Size		0610-0610-78

APPLICATIONS

- EPA-HEPA Filters absolute air filtration
- Clean room ventilation systems
- Used in microelectronics, food, photography, data centers, hospital, medical equipment industry

TECHNICAL SPECIFICATIONS

Class EN1822	H13	H14	U15
Av. Efficiency EN1822	≥99.95 %	≥99.995 %	≥99.9995 %
Max. Temperature	80°C		
Relative Humidity	100 %		
Rec. Final Pres. Drop	600 Pa.		
Filter Stage	III		

HEPAFIL-78-MRM Series Technical Data

Code	Size W x L x D	Filter Class EN1822	Depth mm	Area m ²	Air Flow m ³ /h	In.Pressure Drop (pa)	Weight kg
HF13MRM1PG	0305-0305-078	H13	78	2,80	300	250	1,85
HF13MRM1PG	0305-0610-078	H13	78	5,50	600	250	3,50
HF13MRM1PG	0457-0457-078	H13	78	6,00	670	250	4,25
HF13MRM1PG	0457-0610-078	H13	78	8,00	900	250	6,50
HF13MRM1PG	0610-0610-078	H13	78	10,50	1200	250	6,80
HF13MRM1PG	0610-0762-078	H13	78	13,00	1500	250	8,50
HF13MRM1PG	0610-0915-078	H13	78	15,50	1800	250	10,00
HF13MRM1PG	0610-1220-078	H13	78	21,00	2350	250	12,50

Code	Size W x L x D	Filter Class EN1822	Depth mm	Area m ²	Air Flow m ³ /h	In.Pressure Drop (pa)	Weight kg
HF14MRM1PG	0305-0305-078	H14	78	2,80	275	250	1,85
HF14MRM1PG	0305-0610-078	H14	78	5,50	550	250	3,50
HF14MRM1PG	0457-0457-078	H14	78	6,00	600	250	4,25
HF14MRM1PG	0457-0610-078	H14	78	8,00	800	250	6,50
HF14MRM1PG	0610-0610-078	H14	78	10,50	1100	250	6,80
HF14MRM1PG	0610-0762-078	H14	78	13,00	1350	250	8,50
HF14MRM1PG	0610-0915-078	H14	78	15,50	1650	250	10,00
HF14MRM1PG	0610-1220-078	H14	78	21,00	2150	250	12,50

HEPAFIL-150-MRM

Turbulent Flow Absolute Filters



HF12MRM1PG-0610-0610-150

FILTER CODE STRUCTURE

Type	HF	HEPAFIL-150
Class EN1822	12	E12
Frame	M	Wooden
Media	R	Micro Glass Fibre
Pleat Depth	M	58 mm
Surface Grid	1	Face Grid Air Outlet
Gasket Type	P	Polyurethane
Gasket Direction	G	Air Inlet
Size		0610-0610-150

APPLICATIONS

- EPA-HEPA Filters absolute air filtration
- Clean room ventilation systems
- Used in microelectronics, food, photography, data centers, hospital, medical equipment industry

TECHNICAL SPECIFICATIONS

Class EN1822	E10	E11	E12
Av. Efficiency EN1822	≥85%	≥95%	≥99.5%
Max. Temperature	80°C		
Relative Humidity	100%		
Rec. Final Pres. Drop	600 Pa.		
Filter Stage	III		

HEPAFIL-150-MRM Series Technical Data

Code	Size W x L x D	Filter Class EN1822	Depth mm	Area m ²	Air Flow m ³ /h	In.Pressure Drop (pa)	Weight kg
HF10MRM1PG	0305-0305-150	E10	150	2,80	650	250	2,50
HF10MRM1PG	0305-0610-150	E10	150	5,50	1300	250	3,50
HF10MRM1PG	0457-0457-150	E10	150	6,00	1450	250	3,80
HF10MRM1PG	0457-0610-150	E10	150	8,00	1950	250	4,50
HF10MRM1PG	0610-0610-150	E10	150	10,50	2600	250	5,00
HF10MRM1PG	0610-0762-150	E10	150	13,00	3250	250	8,50
HF10MRM1PG	0610-0915-150	E10	150	15,50	3900	250	10,00
HF10MRM1PG	0610-1220-150	E10	150	21,00	5200	250	12,50

Code	Size W x L x D	Filter Class EN1822	Depth mm	Area m ²	Air Flow m ³ /h	In.Pressure Drop (pa)	Weight kg
HF11MRM1PG	0305-0305-150	E11	150	2,80	600	250	2,50
HF11MRM1PG	0305-0610-150	E11	150	5,50	1200	250	3,50
HF11MRM1PG	0457-0457-150	E11	150	6,00	1350	250	3,80
HF11MRM1PG	0457-0610-150	E11	150	8,00	1800	250	4,50
HF11MRM1PG	0610-0610-150	E11	150	10,50	2400	250	5,00
HF11MRM1PG	0610-0762-150	E11	150	13,00	3000	250	8,50
HF11MRM1PG	0610-0915-150	E11	150	15,50	3600	250	10,00
HF11MRM1PG	0610-1220-150	E11	150	21,00	4800	250	12,50

Code	Size W x L x D	Filter Class EN1822	Depth mm	Area m ²	Air Flow m ³ /h	In.Pressure Drop (pa)	Weight kg
HF12MRM1PG	0305-0305-150	E12	150	2,80	350	250	2,50
HF12MRM1PG	0305-0610-150	E12	150	5,50	700	250	3,50
HF12MRM1PG	0457-0457-150	E12	150	6,00	790	250	3,80
HF12MRM1PG	0457-0610-150	E12	150	8,00	1050	250	4,50
HF12MRM1PG	0610-0610-150	E12	150	10,50	1400	250	5,00
HF12MRM1PG	0610-0762-150	E12	150	13,00	1750	250	8,50
HF12MRM1PG	0610-0915-150	E12	150	15,50	2100	250	10,00
HF12MRM1PG	0610-1220-150	E12	150	21,00	2800	250	12,50

HEPAFIL-150-MRM

Turbulent Flow Absolute Filters



HF13MRM1P0610-0610-150

FILTER CODE STRUCTURE

Type	HF	HEPAFIL-150
Class EN1822	B3	H13
Frame	M	Wooden
Media	R	Micro Glass Fibre
Pleat Depth	M	58 mm
Surface Grid	1	Face Grid Air Outlet
Gasket Type	P	Polyurethane
Gasket Direction	G	Air Inlet
Size		0610-0610-150

APPLICATIONS

- EPA-HEPA Filters absolute air filtration
- Clean room ventilation systems
- Used in microelectronics, food, photography, data centers, hospital, medical equipment industry

TECHNICAL SPECIFICATIONS

Class EN1822	H13	H14	U15
Av. Efficiency EN1822	≥99.95 %	≥99.995 %	≥99.9995 %
Max. Temperature	80°C		
Relative Humidity	100 %		
Rec. Final Pres. Drop	600 Pa.		
Filter Stage	III		

HEPAFIL-150-MRM Series Technical Data

Code	Size W x L x D	Filter Class EN1822	Depth mm	Area m ²	Air Flow m ³ /h	In.Pressure Drop (pa)	Weight kg
HF13MRM1PG	0305-0305-150	H13	150	2,80	300	250	2,50
HF13MRM1PG	0305-0610-150	H13	150	5,50	600	250	3,50
HF13MRM1PG	0457-0457-150	H13	150	6,00	670	250	3,80
HF13MRM1PG	0457-0610-150	H13	150	8,00	900	250	4,50
HF13MRM1PG	0610-0610-150	H13	150	10,50	1200	250	5,00
HF13MRM1PG	0610-0762-150	H13	150	13,00	1500	250	8,50
HF13MRM1PG	0610-0915-150	H13	150	15,50	1800	250	10,00
HF13MRM1PG	0610-1220-150	H13	150	21,00	2350	250	12,50

Code	Size W x L x D	Filter Class EN1822	Depth mm	Area m ²	Air Flow m ³ /h	In.Pressure Drop (pa)	Weight kg
HF14MRM1PG	0305-0305-150	H14	150	2,80	275	250	2,50
HF14MRM1PG	0305-0610-150	H14	150	5,50	550	250	3,50
HF14MRM1PG	0457-0457-150	H14	150	6,00	600	250	3,80
HF14MRM1PG	0457-0610-150	H14	150	8,00	800	250	4,50
HF14MRM1PG	0610-0610-150	H14	150	10,50	1100	250	5,00
HF14MRM1PG	0610-0762-150	H14	150	13,00	1350	250	8,50
HF14MRM1PG	0610-0915-150	H14	150	15,50	1650	250	10,00
HF14MRM1PG	0610-1220-150	H14	150	21,00	2150	250	12,50

HEPAFIL-150-MRL

Turbulent Flow Absolute Filters



HF10MRL1PG-0610-0610-150

FILTER CODE STRUCTURE

Type	HF	HEPAFIL-150
Class EN1822	10	E10
Frame	M	Wooden
Media	R	Micro Glass Fibre
Pleat Depth	L	100 mm
Surface Grid	1	Face Grid Air Outlet
Gasket Type	P	Polyurethane
Gasket Direction	G	Air Inlet
Size		0610-0610-150

APPLICATIONS

- EPA-HEPA Filters absolute air filtration
- Clean room ventilation systems
- Used in microelectronics, food, photography, data centers, hospital, medical equipment industry

TECHNICAL SPECIFICATIONS

Class EN1822	E10	E11	E12
Av. Efficiency EN1822	≥85%	≥95%	≥99.5%
Max. Temperature	80°C		
Relative Humidity	100%		
Rec. Final Pres. Drop	600 Pa.		
Filter Stage	III		

HEPAFIL-150-MRL Series Technical Data

Code	Size W x L x D	Filter Class EN1822	Depth mm	Area m ²	Air Flow m ³ /h	In.Pressure Drop (pa)	Weight kg
HF10MRL1PG	0305-0305-150	E10	150	4,50	875	250	2,50
HF10MRL1PG	0305-0610-150	E10	150	9,00	1750	250	3,50
HF10MRL1PG	0457-0457-150	E10	150	10,00	1950	250	3,80
HF10MRL1PG	0457-0610-150	E10	150	13,50	2600	250	4,50
HF10MRL1PG	0610-0610-150	E10	150	18,00	3500	250	5,00
HF10MRL1PG	0610-0762-150	E10	150	22,50	4350	250	8,50
HF10MRL1PG	0610-0915-150	E10	150	27,00	5250	250	10,00
HF10MRL1PG	0610-1220-150	E10	150	36,00	7000	250	12,50
HF10MRL1PG	0762-0762-150	E10	150	28,00	5450	250	10,00
HF10MRL1PG	0762-0915-150	E10	150	33,50	6550	250	11,00
HF10MRL1PG	0915-0915-150	E10	150	40,50	7850	250	14,50

Code	Size W x L x D	Filter Class EN1822	Depth mm	Area m ²	Air Flow m ³ /h	In.Pressure Drop (pa)	Weight kg
HF11MRL1PG	0305-0305-150	E11	150	4,50	775	250	2,50
HF11MRL1PG	0305-0610-150	E11	150	9,00	1550	250	3,50
HF11MRL1PG	0457-0457-150	E11	150	10,00	1750	250	3,80
HF11MRL1PG	0457-0610-150	E11	150	13,50	2300	250	4,50
HF11MRL1PG	0610-0610-150	E11	150	18,00	3100	250	5,00
HF11MRL1PG	0610-0762-150	E11	150	22,50	3850	250	8,50
HF11MRL1PG	0610-0915-150	E11	150	27,00	4650	250	10,00
HF11MRL1PG	0610-1220-150	E11	150	36,00	6200	250	12,50
HF11MRL1PG	0762-0762-150	E11	150	28,00	4850	250	10,00
HF11MRL1PG	0762-0915-150	E11	150	33,50	6950	250	11,00
HF11MRL1PG	0915-0915-150	E11	150	40,50	5800	250	14,50

Code	Size W x L x D	Filter Class EN1822	Depth mm	Area m ²	Air Flow m ³ /h	In.Pressure Drop (pa)	Weight kg
HF12MRL1PG	0305-0305-150	E12	150	4,50	525	250	2,50
HF12MRL1PG	0305-0610-150	E12	150	9,00	1050	250	3,50
HF12MRL1PG	0457-0457-150	E12	150	10,00	1150	250	3,80
HF12MRL1PG	0457-0610-150	E12	150	13,50	1550	250	4,50
HF12MRL1PG	0610-0610-150	E12	150	18,00	2100	250	5,00
HF12MRL1PG	0610-0762-150	E12	150	22,50	2600	250	8,50
HF12MRL1PG	0610-0915-150	E12	150	27,00	3150	250	10,00
HF12MRL1PG	0610-1220-150	E12	150	36,00	4200	250	12,50
HF12MRL1PG	0762-0762-150	E12	150	28,00	3250	250	10,00
HF12MRL1PG	0762-0915-150	E12	150	33,50	3900	250	11,00
HF12MRL1PG	0915-0915-150	E12	150	40,50	4725	250	14,50

HEPAFIL-150-MRL

Turbulent Flow Absolute Filters



HF13MRL1PG-0610-0610-150

FILTER CODE STRUCTURE

Type	HF	HEPAFIL-150
Class EN1822	B3	H13
Frame	M	Wooden
Media	R	Micro Glass Fibre
Pleat Depth	L	100 mm
Surface Grid	1	Face Grid Air Outlet
Gasket Type	P	Polyurethane
Gasket Direction	G	Air Inlet
Size		0610-0610-150

APPLICATIONS

- EPA-HEPA Filters absolute air filtration
- Clean room ventilation systems
- Used in microelectronics, food, photography, data centers, hospital, medical equipment industry

TECHNICAL SPECIFICATIONS

Class EN1822	H13	H14	U15
Av. Efficiency EN1822	≥99.95 %	≥99.995 %	≥99.9995 %
Max. Temperature	80°C		
Relative Humidity	100 %		
Rec. Final Pres. Drop	600 Pa.		
Filter Stage	III		

HEPAFIL-150-MRL Series Technical Data

Code	Size W x L x D	Filter Class EN1822	Depth mm	Area m ²	Air Flow m ³ /h	In.Pressure Drop (pa)	Weight kg
HF13MRL1PG	0305-0305-150	H13	150	4,50	450	250	2,50
HF13MRL1PG	0305-0610-150	H13	150	9,00	900	250	3,50
HF13MRL1PG	0457-0457-150	H13	150	10,00	1000	250	3,80
HF13MRL1PG	0457-0610-150	H13	150	13,50	1300	250	4,50
HF13MRL1PG	0610-0610-150	H13	150	18,00	1800	250	5,00
HF13MRL1PG	0610-0762-150	H13	150	22,50	2200	250	8,50
HF13MRL1PG	0610-0915-150	H13	150	27,00	2700	250	10,00
HF13MRL1PG	0610-1220-150	H13	150	36,00	3700	250	12,50
HF13MRL1PG	0762-0762-150	H13	150	28,00	2900	250	10,00
HF13MRL1PG	0762-0915-150	H13	150	33,50	3500	250	11,00
HF13MRL1PG	0915-0915-150	H13	150	40,50	4200	250	14,50

Code	Size W x L x D	Filter Class EN1822	Depth mm	Area m ²	Air Flow m ³ /h	In.Pressure Drop (pa)	Weight kg
HF14MRL1PG	0305-0305-150	H14	150	4,50	400	250	2,50
HF14MRL1PG	0305-0610-150	H14	150	9,00	800	250	3,50
HF14MRL1PG	0457-0457-150	H14	150	10,00	900	250	3,80
HF14MRL1PG	0457-0610-150	H14	150	13,50	1100	250	4,50
HF14MRL1PG	0610-0610-150	H14	150	18,00	1600	250	5,00
HF14MRL1PG	0610-0762-150	H14	150	22,50	2000	250	8,50
HF14MRL1PG	0610-0915-150	H14	150	27,00	2400	250	10,00
HF14MRL1PG	0610-1220-150	H14	150	36,00	3300	250	12,50
HF14MRL1PG	0762-0762-150	H14	150	28,00	2600	250	10,00
HF14MRL1PG	0762-0915-150	H14	150	33,50	3100	250	11,00
HF14MRL1PG	0915-0915-150	H14	150	40,50	3800	250	14,50

HEPAFIL-150-MRE

Turbulent Flow Absolute Filters

- DEEP PLEAT
- HIGH AIR FLOW
- LOW PRESSURE DROP



HF13MRE1P6-0610-0610-150

FILTER CODE STRUCTURE

Type	HF	HEPAFIL-150
Class EN1822	B3	H13
Frame	M	Wooden
Media	R	Micro Glass Fibre
Pleat Depth	E	125 mm
Surface Grid	1	Face Grid Air Outlet
Gasket Type	P	Polyurethane
Gasket Direction	G	Air Inlet
Size		0610-0610-150

APPLICATIONS

- EPA-HEPA Filters absolute air filtration
- Clean room ventilation systems
- Used in microelectronics, food, photography, data centers, hospital, medical equipment industry

TECHNICAL SPECIFICATIONS

Class EN1822	E10	E11	E12	H13	H14
Av. Efficiency EN1822	≥85%	≥95%	≥99.95%	≥99.95%	≥99.995%
Max. Temperature	80°C				
Relative Humidity	100%				
Rec. Final Pres. Drop	600 Pa.				
Filter Stage	III				

HEPAFIL-150-MRE Series Technical Data

Code	Size W x L x D	Filter Class EN1822	Depth mm	Area m ²	Air Flow m ³ /h	In.Pressure Drop (pa)	Weight kg
HF10MRE1PG	0305-0305-150	E10	150	5,00	925	250	3,00
HF10MRE1PG	0305-0610-150	E10	150	11,30	1850	250	5,00
HF10MRE1PG	0457-0457-150	E10	150	11,50	2050	250	5,50
HF10MRE1PG	0457-0610-150	E10	150	11,50	2750	250	6,50
HF10MRE1PG	0610-0610-150	E10	150	20,50	3700	250	8,00
HF10MRE1PG	0610-0762-150	E10	150	25,50	4600	250	9,50
HF10MRE1PG	0610-0915-150	E10	150	31,00	5525	250	11,00
Code	Size W x L x D	Filter Class EN1822	Depth mm	Area m ²	Air Flow m ³ /h	In.Pressure Drop (pa)	Weight kg
HF11MRE1PG	0305-0305-150	E11	150	5,00	750	250	3,00
HF11MRE1PG	0305-0610-150	E11	150	11,30	1500	250	5,00
HF11MRE1PG	0457-0457-150	E11	150	11,50	1650	250	5,50
HF11MRE1PG	0457-0610-150	E11	150	11,50	2200	250	6,50
HF11MRE1PG	0610-0610-150	E11	150	20,50	2950	250	8,00
HF11MRE1PG	0610-0762-150	E11	150	25,50	3700	250	9,50
HF11MRE1PG	0610-0915-150	E11	150	31,00	4400	250	11,00
Code	Size W x L x D	Filter Class EN1822	Depth mm	Area m ²	Air Flow m ³ /h	In.Pressure Drop (pa)	Weight kg
HF12MRE1PG	0305-0305-150	E12	150	5,00	575	250	3,00
HF12MRE1PG	0305-0610-150	E12	150	11,30	1150	250	5,00
HF12MRE1PG	0457-0457-150	E12	150	11,50	1300	250	5,50
HF12MRE1PG	0457-0610-150	E12	150	11,50	1700	250	6,50
HF12MRE1PG	0610-0610-150	E12	150	20,50	2300	250	8,00
HF12MRE1PG	0610-0762-150	E12	150	25,50	2850	250	9,50
HF12MRE1PG	0610-0915-150	E12	150	31,00	3450	250	11,00
Code	Size W x L x D	Filter Class EN1822	Depth mm	Area m ²	Air Flow m ³ /h	In.Pressure Drop (pa)	Weight kg
HF13MRE1PG	0305-0305-150	H13	150	5,00	550	250	3,00
HF13MRE1PG	0305-0610-150	H13	150	11,30	1050	250	5,00
HF13MRE1PG	0457-0457-150	H13	150	11,50	1150	250	5,50
HF13MRE1PG	0457-0610-150	H13	150	11,50	1550	250	6,50
HF13MRE1PG	0610-0610-150	H13	150	20,50	2100	250	8,00
HF13MRE1PG	0610-0762-150	H13	150	25,50	2600	250	9,50
HF13MRE1PG	0610-0915-150	H13	150	31,00	3125	250	11,00
Code	Size W x L x D	Filter Class EN1822	Depth mm	Area m ²	Air Flow m ³ /h	In.Pressure Drop (pa)	Weight kg
HF14MRE1PG	0305-0305-150	H14	150	5,00	500	250	3,00
HF14MRE1PG	0305-0610-150	H14	150	11,30	975	250	5,00
HF14MRE1PG	0457-0457-150	H14	150	11,50	1050	250	5,50
HF14MRE1PG	0457-0610-150	H14	150	11,50	1425	250	6,50
HF14MRE1PG	0610-0610-150	H14	150	20,50	1950	250	8,00
HF14MRE1PG	0610-0762-150	H14	150	25,50	2400	250	9,50
HF14MRE1PG	0610-0915-150	H14	150	31,00	2900	250	11,00

HEPAFIL-292-MRL

Turbulent Flow Absolute Filters



HF13MRL1PG-0610-0610-292

FILTER CODE STRUCTURE

Type	HF	HEPAFIL-292
Class EN1822	B3	H13
Frame	M	Wooden
Media	R	Micro Glass Fibre
Pleat Depth	L	100 mm
Surface Grid	1	Face Grid Air Outlet
Gasket Type	P	Polyurethane
Gasket Direction	G	Air Inlet
Size		0610-0610-292

APPLICATIONS

- EPA-HEPA Filters absolute air filtration
- Clean room ventilation systems
- Used in microelectronics, food, photography, data centers, hospital, medical equipment industry

TECHNICAL SPECIFICATIONS

Class EN1822					
E10	E11	E12	H13	H14	
Av. Efficiency EN 1822					
≥85%	≥95%	≥99.95%	≥99.95%	≥99.995%	
Max. Temperature	80°C				
Relative Humidity	100%				
Rec. Final Pres. Drop	600 Pa.				
Filter Stage	III				

HEPAFIL-292-MRL Series Technical Data

Code	Size W x L x D	Filter Class EN1822	Depth mm	Area m ²	Air Flow m ³ /h	In.Pressure Drop (pa)	Weight kg
HF10MRL1PG	0305-0305-292	E10	292	4,50	875	250	5,50
HF10MRL1PG	0305-0610-292	E10	292	9,00	1750	250	9,20
HF10MRL1PG	0457-0457-292	E10	292	10,00	1950	250	10,50
HF10MRL1PG	0457-0610-292	E10	292	13,50	2600	250	11,00
HF10MRL1PG	0610-0610-292	E10	292	18,00	3500	250	12,00
HF10MRL1PG	0610-0762-292	E10	292	22,50	4350	250	13,50
HF10MRL1PG	0610-0915-292	E10	292	27,00	5250	250	17,50
Code	Size W x L x D	Filter Class EN1822	Depth mm	Area m ²	Air Flow m ³ /h	In.Pressure Drop (pa)	Weight kg
HF11MRL1PG	0305-0305-292	E11	292	4,50	775	250	5,50
HF11MRL1PG	0305-0610-292	E11	292	9,00	1550	250	9,20
HF11MRL1PG	0457-0457-292	E11	292	10,00	1750	250	10,50
HF11MRL1PG	0457-0610-292	E11	292	13,50	2300	250	11,00
HF11MRL1PG	0610-0610-292	E11	292	18,00	3100	250	12,00
HF11MRL1PG	0610-0762-292	E11	292	22,50	3850	250	13,50
HF11MRL1PG	0610-0915-292	E11	292	27,00	4650	250	17,50
Code	Size W x L x D	Filter Class EN1822	Depth mm	Area m ²	Air Flow m ³ /h	In.Pressure Drop (pa)	Weight kg
HF12MRL1PG	0305-0305-292	E12	292	4,50	525	250	5,50
HF12MRL1PG	0305-0610-292	E12	292	9,00	1050	250	9,20
HF12MRL1PG	0457-0457-292	E12	292	10,00	1150	250	10,50
HF12MRL1PG	0457-0610-292	E12	292	13,50	1550	250	11,00
HF12MRL1PG	0610-0610-292	E12	292	18,00	2100	250	12,00
HF12MRL1PG	0610-0762-292	E12	292	22,50	2600	250	13,50
HF12MRL1PG	0610-0915-292	E12	292	27,00	3150	250	17,50
Code	Size W x L x D	Filter Class EN1822	Depth mm	Area m ²	Air Flow m ³ /h	In.Pressure Drop (pa)	Weight kg
HF13MRL1PG	0305-0305-292	H13	292	4,50	450	250	5,50
HF13MRL1PG	0305-0610-292	H13	292	9,00	900	250	9,20
HF13MRL1PG	0457-0457-292	H13	292	10,00	1000	250	10,50
HF13MRL1PG	0457-0610-292	H13	292	13,50	1300	250	11,00
HF13MRL1PG	0610-0610-292	H13	292	18,00	1800	250	12,00
HF13MRL1PG	0610-0762-292	H13	292	22,50	2200	250	13,50
HF13MRL1PG	0610-0915-292	H13	292	27,00	2700	250	17,50
Code	Size W x L x D	Filter Class EN1822	Depth mm	Area m ²	Air Flow m ³ /h	In.Pressure Drop (pa)	Weight kg
HF14MRL1PG	0305-0305-292	H14	292	4,50	400	250	5,50
HF14MRL1PG	0305-0610-292	H14	292	9,00	800	250	9,20
HF14MRL1PG	0457-0457-292	H14	292	10,00	900	250	10,50
HF14MRL1PG	0457-0610-292	H14	292	13,50	1100	250	11,00
HF14MRL1PG	0610-0610-292	H14	292	18,00	1600	250	12,00
HF14MRL1PG	0610-0762-292	H14	292	22,50	2000	250	13,50
HF14MRL1PG	0610-0915-292	H14	292	27,00	2400	250	17,50

HEPAFIL-292-MRE

Turbulent Flow Absolute Filters

- DEEP PLEAT
- HIGH AIR FLOW
- LOW PRESSURE DROP



HF13MRE1P6-0610-0610-292

FILTER CODE STRUCTURE

Type	HF	HEPAFIL-292
Class EN1822	B3	H13
Frame	M	Wooden
Media	R	Micro Glass Fibre
Pleat Depth	E	130 mm
Surface Grid	1	Face Grid Air Outlet
Gasket Type	P	Polyurethane
Gasket Direction	G	Air Inlet
Size		0610-0610-292

APPLICATIONS

- EPA-HEPA Filters absolute air filtration
- Clean room ventilation systems
- Used in microelectronics, food, photography, data centers, hospital, medical equipment industry

TECHNICAL SPECIFICATIONS

Class EN1822				
E10	E11	E12	H13	H14
Av. Efficiency EN 1822				
≥85%	≥95%	≥99.95%	≥99.95%	≥99.995%
Max. Temperature	80°C			
Relative Humidity	100%			
Rec. Final Pres. Drop	600 Pa.			
Filter Stage	III			

HEPAFIL-292-MRE Series Technical Data

Code	Size W x L x D	Filter Class EN1822	Depth mm	Area m ²	Air Flow m ³ /h	In.Pressure Drop (pa)	Weight kg
HF10MRE1PG	0305-0305-292	E10	292	5,50	1000	250	6,00
HF10MRE1PG	0305-0610-292	E10	292	11,25	2000	250	10,00
HF10MRE1PG	0457-0457-292	E10	292	12,50	2250	250	11,50
HF10MRE1PG	0457-0610-292	E10	292	16,80	3000	250	12,00
HF10MRE1PG	0610-0610-292	E10	292	22,50	4000	250	13,20
HF10MRE1PG	0610-0762-292	E10	292	28,00	5000	250	14,85
HF10MRE1PG	0610-0915-292	E10	292	33,75	6000	250	19,00
Code	Size W x L x D	Filter Class EN1822	Depth mm	Area m ²	Air Flow m ³ /h	In.Pressure Drop (pa)	Weight kg
HF11MRE1PG	0305-0305-292	E11	292	5,50	800	250	6,00
HF11MRE1PG	0305-0610-292	E11	292	11,25	1600	250	10,00
HF11MRE1PG	0457-0457-292	E11	292	12,50	1800	250	11,50
HF11MRE1PG	0457-0610-292	E11	292	16,80	2400	250	12,00
HF11MRE1PG	0610-0610-292	E11	292	22,50	3200	250	13,20
HF11MRE1PG	0610-0762-292	E11	292	28,00	4000	250	14,85
HF11MRE1PG	0610-0915-292	E11	292	33,75	4800	250	19,00
Code	Size W x L x D	Filter Class EN1822	Depth mm	Area m ²	Air Flow m ³ /h	In.Pressure Drop (pa)	Weight kg
HF12MRE1PG	0305-0305-292	E12	292	5,50	625	250	6,00
HF12MRE1PG	0305-0610-292	E12	292	11,25	1250	250	10,00
HF12MRE1PG	0457-0457-292	E12	292	12,50	1400	250	11,50
HF12MRE1PG	0457-0610-292	E12	292	16,80	1850	250	12,00
HF12MRE1PG	0610-0610-292	E12	292	22,50	2500	250	13,20
HF12MRE1PG	0610-0762-292	E12	292	28,00	3100	250	14,85
HF12MRE1PG	0610-0915-292	E12	292	33,75	3750	250	19,00
Code	Size W x L x D	Filter Class EN1822	Depth mm	Area m ²	Air Flow m ³ /h	In.Pressure Drop (pa)	Weight kg
HF13MRE1PG	0305-0305-292	H13	292	5,50	575	250	6,00
HF13MRE1PG	0305-0610-292	H13	292	11,25	1150	250	10,00
HF13MRE1PG	0457-0457-292	H13	292	12,50	1270	250	11,50
HF13MRE1PG	0457-0610-292	H13	292	16,80	1700	250	12,00
HF13MRE1PG	0610-0610-292	H13	292	22,50	2300	250	13,20
HF13MRE1PG	0610-0762-292	H13	292	28,00	2850	250	14,85
HF13MRE1PG	0610-0915-292	H13	292	33,75	3400	250	19,00
Code	Size W x L x D	Filter Class EN1822	Depth mm	Area m ²	Air Flow m ³ /h	In.Pressure Drop (pa)	Weight kg
HF14MRE1PG	0305-0305-292	H14	292	5,50	525	250	6,00
HF14MRE1PG	0305-0610-292	H14	292	11,25	1050	250	10,00
HF14MRE1PG	0457-0457-292	H14	292	12,50	1150	250	11,50
HF14MRE1PG	0457-0610-292	H14	292	16,80	1550	250	12,00
HF14MRE1PG	0610-0610-292	H14	292	22,50	2100	250	13,20
HF14MRE1PG	0610-0762-292	H14	292	28,00	2600	250	14,85
HF14MRE1PG	0610-0915-292	H14	292	33,75	3150	250	19,00

HEPAFIL-292-MRD

Turbulent Flow Absolute Filters

- DEEP PLEAT
- HIGH AIR FLOW
- LOW PRESSURE DROP



HF13MRD1P6-0610-0610-292

FILTER CODE STRUCTURE

Type	HF	HEPAFIL-292
Class EN1822	B3	H13
Frame	M	Wooden
Media	R	Micro Glass Fibre
Pleat Depth	D	150 mm
Surface Grid	1	Face Grid Air Outlet
Gasket Type	P	Polyurethane
Gasket Direction	G	Air Inlet
Size		0610-0610-292

APPLICATIONS

- EPA-HEPA Filters absolute air filtration
- Clean room ventilation systems
- Used in microelectronics, food, photography, data centers, hospital, medical equipment industry

TECHNICAL SPECIFICATIONS

Class EN1822				
E10	E11	E12	H13	H14
Av. Efficiency EN 1822				
≥85%	≥95%	≥99.95%	≥99.95%	≥99.995%
Max. Temperature	80°C			
Relative Humidity	100%			
Rec. Final Pres. Drop	600 Pa.			
Filter Stage	III			

HEPAFIL-292-MRD Series Technical Data

Code	Size W x L x D	Filter Class EN1822	Depth mm	Area m ²	Air Flow m ³ /h	In.Pressure Drop (pa)	Weight kg
HF10MRD1PG	0305-0305-292	E10	292	6,25	1050	250	6,60
HF10MRD1PG	0305-0610-292	E10	292	12,50	2100	250	11,00
HF10MRD1PG	0457-0457-292	E10	292	14,00	2350	250	12,50
HF10MRD1PG	0457-0610-292	E10	292	18,70	3150	250	13,20
HF10MRD1PG	0610-0610-292	E10	292	25,00	4200	250	14,50
HF10MRD1PG	0610-0762-292	E10	292	31,25	5250	250	16,25
HF10MRD1PG	0610-0915-292	E10	292	37,50	6300	250	21,00
Code	Size W x L x D	Filter Class EN1822	Depth mm	Area m ²	Air Flow m ³ /h	In.Pressure Drop (pa)	Weight kg
HF11MRD1PG	0305-0305-292	E11	292	6,25	850	250	6,60
HF11MRD1PG	0305-0610-292	E11	292	12,50	1700	250	11,00
HF11MRD1PG	0457-0457-292	E11	292	14,00	1900	250	12,50
HF11MRD1PG	0457-0610-292	E11	292	18,70	2550	250	13,20
HF11MRD1PG	0610-0610-292	E11	292	25,00	3400	250	14,50
HF11MRD1PG	0610-0762-292	E11	292	31,25	4250	250	16,25
HF11MRD1PG	0610-0915-292	E11	292	37,50	5100	250	21,00
Code	Size W x L x D	Filter Class EN1822	Depth mm	Area m ²	Air Flow m ³ /h	In.Pressure Drop (pa)	Weight kg
HF12MRD1PG	0305-0305-292	E12	292	6,25	675	250	6,60
HF12MRD1PG	0305-0610-292	E12	292	12,50	1350	250	11,00
HF12MRD1PG	0457-0457-292	E12	292	14,00	1500	250	12,50
HF12MRD1PG	0457-0610-292	E12	292	18,70	2000	250	13,20
HF12MRD1PG	0610-0610-292	E12	292	25,00	2700	250	14,50
HF12MRD1PG	0610-0762-292	E12	292	31,25	3350	250	16,25
HF12MRD1PG	0610-0915-292	E12	292	37,50	4000	250	21,00
Code	Size W x L x D	Filter Class EN1822	Depth mm	Area m ²	Air Flow m ³ /h	In.Pressure Drop (pa)	Weight kg
HF13MRD1PG	0305-0305-292	H13	292	6,25	600	250	6,60
HF13MRD1PG	0305-0610-292	H13	292	12,50	1200	250	11,00
HF13MRD1PG	0457-0457-292	H13	292	14,00	1350	250	12,50
HF13MRD1PG	0457-0610-292	H13	292	18,70	1800	250	13,20
HF13MRD1PG	0610-0610-292	H13	292	25,00	2450	250	14,50
HF13MRD1PG	0610-0762-292	H13	292	31,25	3050	250	16,25
HF13MRD1PG	0610-0915-292	H13	292	37,50	3650	250	21,00
Code	Size W x L x D	Filter Class EN1822	Depth mm	Area m ²	Air Flow m ³ /h	In.Pressure Drop (pa)	Weight kg
HF14MRD1PG	0305-0305-292	H14	292	6,25	550	250	6,60
HF14MRD1PG	0305-0610-292	H14	292	12,50	1100	250	11,00
HF14MRD1PG	0457-0457-292	H14	292	14,00	1200	250	12,50
HF14MRD1PG	0457-0610-292	H14	292	18,70	1650	250	13,20
HF14MRD1PG	0610-0610-292	H14	292	25,00	2200	250	14,50
HF14MRD1PG	0610-0762-292	H14	292	31,25	2750	250	16,25
HF14MRD1PG	0610-0915-292	H14	292	37,50	3300	250	21,00

HEPAFIL-292-MRB

Turbulent Flow Absolute Filters

- DEEP PLEAT
- HIGH AIR FLOW
- LOW PRESSURE DROP



HF13MRB1PG-0610-0610-292

FILTER CODE STRUCTURE

Type	HF	HEPAFIL-292
Class EN1822	B3	H13
Frame	M	Wooden
Media	R	Micro Glass Fibre
Pleat Depth	B	250 mm
Surface Grid	1	Face Grid Air Outlet
Gasket Type	P	Polyurethane
Gasket Direction	G	Air Inlet
Size		0610-0610-292

APPLICATIONS

- EPA-HEPA Filters absolute air filtration
- Clean room ventilation systems
- Used in microelectronics, food, photography, data centers, hospital, medical equipment industry

TECHNICAL SPECIFICATIONS

Class EN1822					
E10	E11	E12	H13	H14	
Av. Efficiency EN 1822					
≥85%	≥95%	≥99.95%	≥99.95%	≥99.995%	
Max. Temperature	80°C				
Relative Humidity	100%				
Rec. Final Pres. Drop	600 Pa.				
Filter Stage	III				

HEPAFIL-292-MRB Series Technical Data

Code	Size W x L x D	Filter Class EN1822	Depth mm	Area m ²	Air Flow m ³ /h	In.Pressure Drop (pa)	Weight kg
HF10MRB1PG	0305-0305-292	E10	292	7,50	1250	250	5,50
HF10MRB1PG	0305-0610-292	E10	292	15,00	2500	250	9,20
HF10MRB1PG	0457-0457-292	E10	292	16,80	2800	250	10,50
HF10MRB1PG	0457-0610-292	E10	292	22,50	3750	250	11,00
HF10MRB1PG	0610-0610-292	E10	292	30,00	5000	250	12,00
HF10MRB1PG	0610-0762-292	E10	292	37,50	6300	250	13,50
HF10MRB1PG	0610-0915-292	E10	292	45,00	7500	250	17,50
Code	Size W x L x D	Filter Class EN1822	Depth mm	Area m ²	Air Flow m ³ /h	In.Pressure Drop (pa)	Weight kg
HF11MRB1PG	0305-0305-292	E11	292	7,50	1000	250	5,50
HF11MRB1PG	0305-0610-292	E11	292	15,00	2040	250	9,20
HF11MRB1PG	0457-0457-292	E11	292	16,80	2250	250	10,50
HF11MRB1PG	0457-0610-292	E11	292	22,50	3050	250	11,00
HF11MRB1PG	0610-0610-292	E11	292	30,00	4050	250	12,00
HF11MRB1PG	0610-0762-292	E11	292	37,50	5100	250	13,50
HF11MRB1PG	0610-0915-292	E11	292	45,00	6100	250	17,50
Code	Size W x L x D	Filter Class EN1822	Depth mm	Area m ²	Air Flow m ³ /h	In.Pressure Drop (pa)	Weight kg
HF12MRB1PG	0305-0305-292	E12	292	7,50	800	250	5,50
HF12MRB1PG	0305-0610-292	E12	292	15,00	1600	250	9,20
HF12MRB1PG	0457-0457-292	E12	292	16,80	1800	250	10,50
HF12MRB1PG	0457-0610-292	E12	292	22,50	2400	250	11,00
HF12MRB1PG	0610-0610-292	E12	292	30,00	3250	250	12,00
HF12MRB1PG	0610-0762-292	E12	292	37,50	4050	250	13,50
HF12MRB1PG	0610-0915-292	E12	292	45,00	4850	250	17,50
Code	Size W x L x D	Filter Class EN1822	Depth mm	Area m ²	Air Flow m ³ /h	In.Pressure Drop (pa)	Weight kg
HF13MRB1PG	0305-0305-292	H13	292	7,50	750	250	5,50
HF13MRB1PG	0305-0610-292	H13	292	15,00	1500	250	9,20
HF13MRB1PG	0457-0457-292	H13	292	16,80	1680	250	10,50
HF13MRB1PG	0457-0610-292	H13	292	22,50	2250	250	11,00
HF13MRB1PG	0610-0610-292	H13	292	30,00	3000	250	12,00
HF13MRB1PG	0610-0762-292	H13	292	37,50	3750	250	13,50
HF13MRB1PG	0610-0915-292	H13	292	45,00	4500	250	17,50
Code	Size W x L x D	Filter Class EN1822	Depth mm	Area m ²	Air Flow m ³ /h	In.Pressure Drop (pa)	Weight kg
HF14MRB1PG	0305-0305-292	H14	292	7,50	660	250	5,50
HF14MRB1PG	0305-0610-292	H14	292	15,00	1320	250	9,20
HF14MRB1PG	0457-0457-292	H14	292	16,80	1450	250	10,50
HF14MRB1PG	0457-0610-292	H14	292	22,50	1950	250	11,00
HF14MRB1PG	0610-0610-292	H14	292	30,00	2600	250	12,00
HF14MRB1PG	0610-0762-292	H14	292	37,50	3250	250	13,50
HF14MRB1PG	0610-0915-292	H14	292	45,00	3950	250	17,50

HEPAFIL-292-GRL

Turbulent Flow Absolute Filters



HF13GR2PG-0610-0610-292

FILTER CODE STRUCTURE

Type	HF	HEPAFIL-292
Class EN1822	B3	H13
Frame	G	Galvanized
Media	R	Micro Glass Fibre
Pleat Depth	L	100 mm
Surface Grid	2	Both Side With Face Grids
Gasket Type	P	Polyurethane
Gasket Direction	G	Air Inlet
Size		0610-0610-292

APPLICATIONS

- EPA-HEPA Filters absolute air filtration
- Clean room ventilation systems
- Used in microelectronics, food, photography, data centers, hospital, medical equipment industry

TECHNICAL SPECIFICATIONS

Class EN1822					
E10	E11	E12	H13	H14	
Av. Efficiency EN 1822					
≥85%	≥95%	≥99.95%	≥99.95%	≥99.995%	
Max. Temperature	80°C				
Relative Humidity	100%				
Rec. Final Pres. Drop	600 Pa.				
Filter Stage	III				

HEPAFIL-292-GRL Series Technical Data

Code	Size W x L x D	Filter Class EN1822	Depth mm	Area m ²	Air Flow m ³ /h	In.Pressure Drop (pa)	Weight kg
HF10GRL2PG	0305-0305-292	E10	292	4,50	875	250	5,50
HF10GRL2PG	0305-0610-292	E10	292	9,00	1750	250	9,20
HF10GRL2PG	0457-0457-292	E10	292	10,00	1950	250	10,50
HF10GRL2PG	0457-0610-292	E10	292	13,50	2600	250	11,00
HF10GRL2PG	0610-0610-292	E10	292	18,00	3500	250	12,00
HF10GRL2PG	0610-0762-292	E10	292	22,65	4350	250	13,50
HF10GRL2PG	0610-0915-292	E10	292	27,00	5250	250	17,50
Code	Size W x L x D	Filter Class EN1822	Depth mm	Area m ²	Air Flow m ³ /h	In.Pressure Drop (pa)	Weight kg
HF11GRL2PG	0305-0305-292	E11	292	4,50	775	250	5,50
HF11GRL2PG	0305-0610-292	E11	292	9,00	1550	250	9,20
HF11GRL2PG	0457-0457-292	E11	292	10,00	1750	250	10,50
HF11GRL2PG	0457-0610-292	E11	292	13,50	2300	250	11,00
HF11GRL2PG	0610-0610-292	E11	292	18,00	3100	250	12,00
HF11GRL2PG	0610-0762-292	E11	292	22,65	3850	250	13,50
HF11GRL2PG	0610-0915-292	E11	292	27,00	4650	250	17,50
Code	Size W x L x D	Filter Class EN1822	Depth mm	Area m ²	Air Flow m ³ /h	In.Pressure Drop (pa)	Weight kg
HF12GRL2PG	0305-0305-292	E12	292	4,50	525	250	5,50
HF12GRL2PG	0305-0610-292	E12	292	9,00	1050	250	9,20
HF12GRL2PG	0457-0457-292	E12	292	10,00	1150	250	10,50
HF12GRL2PG	0457-0610-292	E12	292	13,50	1550	250	11,00
HF12GRL2PG	0610-0610-292	E12	292	18,00	2100	250	12,00
HF12GRL2PG	0610-0762-292	E12	292	22,65	2600	250	13,50
HF12GRL2PG	0610-0915-292	E12	292	27,00	3150	250	17,50
Code	Size W x L x D	Filter Class EN1822	Depth mm	Area m ²	Air Flow m ³ /h	In.Pressure Drop (pa)	Weight kg
HF13GRL2PG	0305-0305-292	H13	292	4,50	450	250	5,50
HF13GRL2PG	0305-0610-292	H13	292	9,00	900	250	9,20
HF13GRL2PG	0457-0457-292	H13	292	10,00	1000	250	10,50
HF13GRL2PG	0457-0610-292	H13	292	13,50	1300	250	11,00
HF13GRL2PG	0610-0610-292	H13	292	18,00	1800	250	12,00
HF13GRL2PG	0610-0762-292	H13	292	22,65	2200	250	13,50
HF13GRL2PG	0610-0915-292	H13	292	27,00	2700	250	17,50
Code	Size W x L x D	Filter Class EN1822	Depth mm	Area m ²	Air Flow m ³ /h	In.Pressure Drop (pa)	Weight kg
HF14GRL2PG	0305-0305-292	H14	292	4,50	400	250	5,50
HF14GRL2PG	0305-0610-292	H14	292	9,00	800	250	9,20
HF14GRL2PG	0457-0457-292	H14	292	10,00	900	250	10,50
HF14GRL2PG	0457-0610-292	H14	292	13,50	1100	250	11,00
HF14GRL2PG	0610-0610-292	H14	292	18,00	1600	250	12,00
HF14GRL2PG	0610-0762-292	H14	292	22,65	2000	250	13,50
HF14GRL2PG	0610-0915-292	H14	292	27,00	2400	250	17,50

HEPAFIL-292-GRE

Turbulent Flow Absolute Filters

- DEEP PLEAT
- HIGH AIR FLOW
- LOW PRESSURE DROP



HF13GRE2PG-0610-0610-292

FILTER CODE STRUCTURE

Type	HF	HEPAFIL-292
Class EN1822	B3	H13
Frame	G	Galvanized
Media	R	Micro Glass Fibre
Pleat Depth	E	135 mm
Surface Grid	2	Both Side With Face Grids
Gasket Type	P	Polyurethane
Gasket Direction	G	Air Inlet
Size		0610-0610-292

APPLICATIONS

- EPA-HEPA Filters absolute air filtration
- Clean room ventilation systems
- Used in microelectronics, food, photography, data centers, hospital, medical equipment industry

TECHNICAL SPECIFICATIONS

Class EN1822					
E10	E11	E12	H13	H14	
Av. Efficiency EN 1822					
≥85%	≥95%	≥99.95%	≥99.95%	≥99.995%	
Max. Temperature		80°C			
Relative Humidity		100%			
Rec. Final Pres. Drop		600 Pa.-1000 Pa.			
Filter Stage		III			

HEPAFIL-292-GRE Series Technical Data

Code	Size W x L x D	Filter Class EN1822	Depth mm	Area m ²	Air Flow m ³ /h	In.Pressure Drop (pa)	Weight kg
HF10GRE2PG	0305-0305-292	E10	292	5,50	1000	250	5,50
HF10GRE2PG	0305-0610-292	E10	292	11,25	2000	250	9,20
HF10GRE2PG	0457-0457-292	E10	292	12,50	2250	250	10,50
HF10GRE2PG	0457-0610-292	E10	292	16,80	3000	250	11,00
HF10GRE2PG	0610-0610-292	E10	292	22,50	4000	250	12,00
HF10GRE2PG	0610-0762-292	E10	292	28,00	5000	250	13,50
HF10GRE2PG	0610-0915-292	E10	292	33,75	6000	250	17,50
Code	Size W x L x D	Filter Class EN1822	Depth mm	Area m ²	Air Flow m ³ /h	In.Pressure Drop (pa)	Weight kg
HF11GRE2PG	0305-0305-292	E11	292	5,50	800	250	5,50
HF11GRE2PG	0305-0610-292	E11	292	11,25	1600	250	9,20
HF11GRE2PG	0457-0457-292	E11	292	12,50	1800	250	10,50
HF11GRE2PG	0457-0610-292	E11	292	16,80	2400	250	11,00
HF11GRE2PG	0610-0610-292	E11	292	22,50	3200	250	12,00
HF11GRE2PG	0610-0762-292	E11	292	28,00	4000	250	13,50
HF11GRE2PG	0610-0915-292	E11	292	33,75	4800	250	17,50
Code	Size W x L x D	Filter Class EN1822	Depth mm	Area m ²	Air Flow m ³ /h	In.Pressure Drop (pa)	Weight kg
HF12GRE2PG	0305-0305-292	E12	292	5,50	625	250	5,50
HF12GRE2PG	0305-0610-292	E12	292	11,25	1250	250	9,20
HF12GRE2PG	0457-0457-292	E12	292	12,50	1400	250	10,50
HF12GRE2PG	0457-0610-292	E12	292	16,80	1850	250	11,00
HF12GRE2PG	0610-0610-292	E12	292	22,50	2500	250	12,00
HF12GRE2PG	0610-0762-292	E12	292	28,00	3100	250	13,50
HF12GRE2PG	0610-0915-292	E12	292	33,75	3750	250	17,50
Code	Size W x L x D	Filter Class EN1822	Depth mm	Area m ²	Air Flow m ³ /h	In.Pressure Drop (pa)	Weight kg
HF13GRE2PG	0305-0305-292	H13	292	5,50	575	250	5,50
HF13GRE2PG	0305-0610-292	H13	292	11,25	1150	250	9,20
HF13GRE2PG	0457-0457-292	H13	292	12,50	1270	250	10,50
HF13GRE2PG	0457-0610-292	H13	292	16,80	1700	250	11,00
HF13GRE2PG	0610-0610-292	H13	292	22,50	2300	250	12,00
HF13GRE2PG	0610-0762-292	H13	292	28,00	2850	250	13,50
HF13GRE2PG	0610-0915-292	H13	292	33,75	3400	250	17,50
Code	Size W x L x D	Filter Class EN1822	Depth mm	Area m ²	Air Flow m ³ /h	In.Pressure Drop (pa)	Weight kg
HF14GRE2PG	0305-0305-292	H14	292	5,50	525	250	5,50
HF14GRE2PG	0305-0610-292	H14	292	11,25	1050	250	9,20
HF14GRE2PG	0457-0457-292	H14	292	12,50	1150	250	10,50
HF14GRE2PG	0457-0610-292	H14	292	16,80	1550	250	11,00
HF14GRE2PG	0610-0610-292	H14	292	22,50	2100	250	12,00
HF14GRE2PG	0610-0762-292	H14	292	28,00	2600	250	13,50
HF14GRE2PG	0610-0915-292	H14	292	33,75	3150	250	17,50

HEPAFIL-292-GRD

Turbulent Flow Absolute Filters

- DEEP PLEAT
- HIGH AIR FLOW
- LOW PRESSURE DROP



HF13GRD2PG-0610-0610-292

FILTER CODE STRUCTURE

Type	HF	HEPAFIL-292
Class EN1822	B3	H13
Frame	G	Galvanized
Media	R	Micro Glass Fibre
Pleat Depth	D	150 mm
Surface Grid	2	Both Side With Face Grids
Gasket Type	P	Polyurethane
Gasket Direction	G	Air Inlet
Size		0610-0610-292

APPLICATIONS

- EPA-HEPA Filters absolute air filtration
- Clean room ventilation systems
- Used in microelectronics, food, photography, data centers, hospital, medical equipment industry

TECHNICAL SPECIFICATIONS

Class EN1822					
E10	E11	E12	H13	H14	
Av. Efficiency EN 1822					
≥85%	≥95%	≥99.95%	≥99.95%	≥99.995%	
Max. Temperature	80°C				
Relative Humidity	100%				
Rec. Final Pres. Drop	600 Pa.				
Filter Stage	III				

HEPAFIL-292-GRD Series Technical Data

Code	Size W x L x D	Filter Class EN1822	Depth mm	Area m ²	Air Flow m ³ /h	In.Pressure Drop (pa)	Weight kg
HF10GRD2PG	0305-0305-292	E10	292	6,25	1050	250	5,50
HF10GRD2PG	0305-0610-292	E10	292	12,50	2100	250	9,20
HF10GRD2PG	0457-0457-292	E10	292	14,00	2350	250	10,50
HF10GRD2PG	0457-0610-292	E10	292	18,70	3150	250	11,00
HF10GRD2PG	0610-0610-292	E10	292	25,00	4200	250	12,00
HF10GRD2PG	0610-0762-292	E10	292	31,25	5250	250	13,50
HF10GRD2PG	0610-0915-292	E10	292	37,50	6300	250	17,50
Code	Size W x L x D	Filter Class EN1822	Depth mm	Area m ²	Air Flow m ³ /h	In.Pressure Drop (pa)	Weight kg
HF11GRD2PG	0305-0305-292	E11	292	6,25	850	250	5,50
HF11GRD2PG	0305-0610-292	E11	292	12,50	1700	250	9,20
HF11GRD2PG	0457-0457-292	E11	292	14,00	1900	250	10,50
HF11GRD2PG	0457-0610-292	E11	292	18,70	2550	250	11,00
HF11GRD2PG	0610-0610-292	E11	292	25,00	3400	250	12,00
HF11GRD2PG	0610-0762-292	E11	292	31,25	4250	250	13,50
HF11GRD2PG	0610-0915-292	E11	292	37,50	5100	250	17,50
Code	Size W x L x D	Filter Class EN1822	Depth mm	Area m ²	Air Flow m ³ /h	In.Pressure Drop (pa)	Weight kg
HF12GRD2PG	0305-0305-292	E12	292	6,25	675	250	5,50
HF12GRD2PG	0305-0610-292	E12	292	12,50	1350	250	9,20
HF12GRD2PG	0457-0457-292	E12	292	14,00	1500	250	10,50
HF12GRD2PG	0457-0610-292	E12	292	18,70	2000	250	11,00
HF12GRD2PG	0610-0610-292	E12	292	25,00	2700	250	12,00
HF12GRD2PG	0610-0762-292	E12	292	31,25	3350	250	13,50
HF12GRD2PG	0610-0915-292	E12	292	37,50	4000	250	17,50
Code	Size W x L x D	Filter Class EN1822	Depth mm	Area m ²	Air Flow m ³ /h	In.Pressure Drop (pa)	Weight kg
HF13GRD2PG	0305-0305-292	H13	292	6,25	600	250	5,50
HF13GRD2PG	0305-0610-292	H13	292	12,50	1200	250	9,20
HF13GRD2PG	0457-0457-292	H13	292	14,00	1350	250	10,50
HF13GRD2PG	0457-0610-292	H13	292	18,70	1800	250	11,00
HF13GRD2PG	0610-0610-292	H13	292	25,00	2450	250	12,00
HF13GRD2PG	0610-0762-292	H13	292	31,25	3050	250	13,50
HF13GRD2PG	0610-0915-292	H13	292	37,50	3650	250	17,50
Code	Size W x L x D	Filter Class EN1822	Depth mm	Area m ²	Air Flow m ³ /h	In.Pressure Drop (pa)	Weight kg
HF14GRD2PG	0305-0305-292	H14	292	6,25	550	250	5,50
HF14GRD2PG	0305-0610-292	H14	292	12,50	1100	250	9,20
HF14GRD2PG	0457-0457-292	H14	292	14,00	1200	250	10,50
HF14GRD2PG	0457-0610-292	H14	292	18,70	1650	250	11,00
HF14GRD2PG	0610-0610-292	H14	292	25,00	2200	250	12,00
HF14GRD2PG	0610-0762-292	H14	292	31,25	2750	250	13,50
HF14GRD2PG	0610-0915-292	H14	292	37,50	3300	250	17,50

HEPAFIL-292-GRB

Turbulent Flow Absolute Filters

- DEEP PLEAT
- HIGH AIR FLOW
- LOW PRESSURE DROP



HF13GRB2PG-0610-0610-292

FILTER CODE STRUCTURE

Type	HF	HEPAFIL-292
Class EN1822	B3	H13
Frame	G	Galvanized
Media	R	Micro Glass Fibre
Pleat Depth	B	250 mm
Surface Grid	2	Both Side With Face Grids
Gasket Type	P	Polyurethane
Gasket Direction	G	Air Inlet
Size		0610-0610-292

APPLICATIONS

- EPA-HEPA Filters absolute air filtration
- Clean room ventilation systems
- Used in microelectronics, food, photography, data centers, hospital, medical equipment industry

Optional 120 °C version

TECHNICAL SPECIFICATIONS

Class EN1822				
E10	E11	E12	H13	H14
Av. Efficiency EN 1822				
≥85%	≥95%	≥99.95%	≥99.95%	≥99.995%
Max. Temperature	80°C			
Relative Humidity	100%			
Rec. Final Pres. Drop	600 Pa.			
Filter Stage	III			

HEPAFIL-292-GRB Series Technical Data

Code	Size W x L x D	Filter Class EN1822	Depth mm	Area m ²	Air Flow m ³ /h	In.Pressure Drop (pa)	Weight kg
HF10GRB2PG	0305-0305-292	E10	292	7,50	1250	250	7,00
HF10GRB2PG	0305-0610-292	E10	292	15,00	2500	250	12,00
HF10GRB2PG	0457-0457-292	E10	292	16,80	2800	250	13,50
HF10GRB2PG	0457-0610-292	E10	292	22,50	3750	250	14,50
HF10GRB2PG	0610-0610-292	E10	292	30,00	5000	250	16,00
HF10GRB2PG	0610-0762-292	E10	292	37,50	6300	250	18,00
HF10GRB2PG	0610-0915-292	E10	292	45,00	7500	250	23,00
Code	Size W x L x D	Filter Class EN1822	Depth mm	Area m ²	Air Flow m ³ /h	In.Pressure Drop (pa)	Weight kg
HF11GRB2PG	0305-0305-292	E11	292	7,50	1000	250	7,00
HF11GRB2PG	0305-0610-292	E11	292	15,00	2040	250	12,00
HF11GRB2PG	0457-0457-292	E11	292	16,80	2250	250	13,50
HF11GRB2PG	0457-0610-292	E11	292	22,50	3050	250	14,50
HF11GRB2PG	0610-0610-292	E11	292	30,00	4050	250	16,00
HF11GRB2PG	0610-0762-292	E11	292	37,50	5100	250	18,00
HF11GRB2PG	0610-0915-292	E11	292	45,00	6100	250	23,00
Code	Size W x L x D	Filter Class EN1822	Depth mm	Area m ²	Air Flow m ³ /h	In.Pressure Drop (pa)	Weight kg
HF12GRB2PG	0305-0305-292	E12	292	7,50	800	250	7,00
HF12GRB2PG	0305-0610-292	E12	292	15,00	1600	250	12,00
HF12GRB2PG	0457-0457-292	E12	292	16,80	1800	250	13,50
HF12GRB2PG	0457-0610-292	E12	292	22,50	2400	250	14,50
HF12GRB2PG	0610-0610-292	E12	292	30,00	3250	250	16,00
HF12GRB2PG	0610-0762-292	E12	292	37,50	4050	250	18,00
HF12GRB2PG	0610-0915-292	E12	292	45,00	4850	250	23,00
Code	Size W x L x D	Filter Class EN1822	Depth mm	Area m ²	Air Flow m ³ /h	In.Pressure Drop (pa)	Weight kg
HF13GRB2PG	0305-0305-292	H13	292	7,50	750	250	7,00
HF13GRB2PG	0305-0610-292	H13	292	15,00	1500	250	12,00
HF13GRB2PG	0457-0457-292	H13	292	16,80	1680	250	13,50
HF13GRB2PG	0457-0610-292	H13	292	22,50	2250	250	14,50
HF13GRB2PG	0610-0610-292	H13	292	30,00	3000	250	16,00
HF13GRB2PG	0610-0762-292	H13	292	37,50	3750	250	18,00
HF13GRB2PG	0610-0915-292	H13	292	45,00	4500	250	23,00
Code	Size W x L x D	Filter Class EN1822	Depth mm	Area m ²	Air Flow m ³ /h	In.Pressure Drop (pa)	Weight kg
HF14GRB2PG	0305-0305-292	H14	292	7,50	660	250	7,00
HF14GRB2PG	0305-0610-292	H14	292	15,00	1320	250	12,00
HF14GRB2PG	0457-0457-292	H14	292	16,80	1450	250	13,50
HF14GRB2PG	0457-0610-292	H14	292	22,50	1950	250	14,50
HF14GRB2PG	0610-0610-292	H14	292	30,00	2600	250	16,00
HF14GRB2PG	0610-0762-292	H14	292	37,50	3250	250	18,00
HF14GRB2PG	0610-0915-292	H14	292	45,00	3950	250	23,00

HEPA-V

High Capacity V-Type Hepa Filters



HV136R40N0P6-0610-0610-292

FILTER CODE STRUCTURE

Type	HV	HEPA-V
Class EN1822	B3	H13
Frame	G	Galvanized
Media	R	Micro Glass Fibre
Media Area	40	40 m ²
Filter Flange	N	Without Flange
Surface Grid	0	Without Face Grid
Gasket Type	P	Polyurethane
Gasket Direction	G	Air Inlet
Size		0610-0610-292

APPLICATIONS

- EPA-HEPA Filters absolute air filtration
- Clean room ventilation systems
- Used in microelectronics, food, photography, data centers, hospital, medical equipment industry

Optional 120 °C version

TECHNICAL SPECIFICATIONS

Class EN 1822				
E10	E11	E12	H13	H14
Av. Efficiency EN 1822				
≥85%	≥95%	≥99.95%	≥99.95%	≥99.995%
Max. Temperature	80°C (120°C optional)			
Relative Humidity	100%			
Rec. Final Pres. Drop	600 Pa.			
Filter Stage	III			

HEPA-V Series Technical Data

Code	Size W x L x D	Filter Class EN1822	Depth mm	Area m ²	Air Flow m ³ /h	In.Pressure Drop (pa)	Weight kg
HV10GR10N0PG	0305-0305-292	E10	292	10,00	1350	250	7,00
HV10GR20N0PG	0305-0610-292	E10	292	20,00	2700	250	11,00
HV10GR30N0PG	0457-0610-292	E10	292	30,00	4100	250	16,00
HV10GR40N0PG	0610-0610-292	E10	292	40,00	5400	250	20,00

Code	Size W x L x D	Filter Class EN1822	Depth mm	Area m ²	Air Flow m ³ /h	In.Pressure Drop (pa)	Weight kg
HV11GR10N0PG	0305-0305-292	E11	292	10,00	1250	250	7,00
HV11GR20N0PG	0305-0610-292	E11	292	20,00	2500	250	11,00
HV11GR30N0PG	0457-0610-292	E11	292	30,00	3750	250	16,00
HV11GR40N0PG	0610-0610-292	E11	292	40,00	5000	250	20,00

Code	Size W x L x D	Filter Class EN1822	Depth mm	Area m ²	Air Flow m ³ /h	In.Pressure Drop (pa)	Weight kg
HV12GR10N0PG	0305-0305-292	E12	292	10,00	1000	250	7,00
HV12GR20N0PG	0305-0610-292	E12	292	20,00	2000	250	11,00
HV12GR30N0PG	0457-0610-292	E12	292	30,00	3000	250	16,00
HV12GR40N0PG	0610-0610-292	E12	292	40,00	4000	250	20,00

Code	Size W x L x D	Filter Class EN1822	Depth mm	Area m ²	Air Flow m ³ /h	In.Pressure Drop (pa)	Weight kg
HV13GR10N0PG	0305-0305-292	H13	292	10,00	1000	270	7,00
HV13GR20N0PG	0305-0610-292	H13	292	20,00	2000	270	11,00
HV13GR30N0PG	0457-0610-292	H13	292	30,00	3000	270	16,00
HV13GR40N0PG	0610-0610-292	H13	292	40,00	4000	270	20,00

Code	Size W x L x D	Filter Class EN1822	Depth mm	Area m ²	Air Flow m ³ /h	In.Pressure Drop (pa)	Weight kg
HV14GR10N0PG	0305-0305-292	H14	292	10,00	850	280	7,00
HV14GR20N0PG	0305-0610-292	H14	292	20,00	1700	280	11,00
HV14GR30N0PG	0457-0610-292	H14	292	30,00	2550	280	16,00
HV14GR40N0PG	0610-0610-292	H14	292	40,00	3400	280	20,00

HEPA-V

High Capacity V-Type Hepa Filters



HV136R36N0P6-0610-0610-292

FILTER CODE STRUCTURE

Type	HV	HEPA-V
Class EN1822	B3	H13
Frame	G	Galvanized
Media	R	Micro Glass Fibre
Media Area	36	36 m ²
Filter Flange	N	Without Flange
Surface Grid	O	Without Face Grid
Gasket Type	P	Polyurethane
Gasket Direction	G	Air Inlet
Size		0610-0610-292

APPLICATIONS

- EPA-HEPA Filters absolute air filtration
- Clean room ventilation systems
- Used in microelectronics, food, photography, data centers, hospital, medical equipment industry

Optional 120 °C version

TECHNICAL SPECIFICATIONS

Class EN 1822				
E10	E11	E12	H13	H14
Av. Efficiency EN 1822				
≥85%	≥95%	≥99.95%	≥99.95%	≥99.995%
Max. Temperature	80°C (120°C optional)			
Relative Humidity	100%			
Rec. Final Pres. Drop	600 Pa.			
Filter Stage	III			

HEPA-V Series Technical Data

Code	Size W x L x D	Filter Class EN1822	Depth mm	Area m ²	Air Flow m ³ /h	In.Pressure Drop (pa)	Weight kg
HV10GR09N0PG	0305-0305-292	E10	292	9,00	1250	250	7,00
HV10GR18N0PG	0305-0610-292	E10	292	18,00	2500	250	11,00
HV10GR26N0PG	0457-0610-292	E10	292	26,00	3700	250	16,00
HV10GR36N0PG	0610-0610-292	E10	292	36,00	5000	250	20,00

Code	Size W x L x D	Filter Class EN1822	Depth mm	Area m ²	Air Flow m ³ /h	In.Pressure Drop (pa)	Weight kg
HV11GR09N0PG	0305-0305-292	E11	292	9,00	1175	250	7,00
HV11GR18N0PG	0305-0610-292	E11	292	18,00	2350	250	11,00
HV11GR26N0PG	0457-0610-292	E11	292	26,00	3520	250	16,00
HV11GR36N0PG	0610-0610-292	E11	292	36,00	4700	250	20,00

Code	Size W x L x D	Filter Class EN1822	Depth mm	Area m ²	Air Flow m ³ /h	In.Pressure Drop (pa)	Weight kg
HV12GR09N0PG	0305-0305-292	E12	292	9,00	875	250	7,00
HV12GR18N0PG	0305-0610-292	E12	292	18,00	1750	250	11,00
HV12GR26N0PG	0457-0610-292	E12	292	26,00	2500	250	16,00
HV12GR36N0PG	0610-0610-292	E12	292	36,00	3500	250	20,00

Code	Size W x L x D	Filter Class EN1822	Depth mm	Area m ²	Air Flow m ³ /h	In.Pressure Drop (pa)	Weight kg
HV13GR09N0PG	0305-0305-292	H13	292	9,00	850	250	7,00
HV13GR18N0PG	0305-0610-292	H13	292	18,00	1700	250	11,00
HV13GR26N0PG	0457-0610-292	H13	292	26,00	2550	250	16,00
HV13GR36N0PG	0610-0610-292	H13	292	36,00	3400	250	20,00

Code	Size W x L x D	Filter Class EN1822	Depth mm	Area m ²	Air Flow m ³ /h	In.Pressure Drop (pa)	Weight kg
HV14GR09N0PG	0305-0305-292	H14	292	9,00	750	250	7,00
HV14GR18N0PG	0305-0610-292	H14	292	18,00	1500	250	11,00
HV14GR26N0PG	0457-0610-292	H14	292	26,00	2150	250	16,00
HV14GR36N0PG	0610-0610-292	H14	292	36,00	3000	250	20,00

HEPA-V

High Capacity V-Type Hepa Filters



HV13P5R40P6-0610-0610-292

FILTER CODE STRUCTURE

Type	HV	HEPA-V
Class EN1822	B3	H13
Frame	P	Plastic
Rigid Pocket Pieces	5	5 Rigid Pockets
Media	R	Micro Glass Fibre
Media Area	40	40 m ²
Gasket Type	P	Polyurethane
Gasket Direction	G	Air Inlet
Size		0610-0610-292

APPLICATIONS

- High capacity, high efficiency absolute air filtration
- Clean room ventilation systems
- Used in microelectronics, food, photography, data centers, hospital, medical equipment industry

TECHNICAL SPECIFICATIONS

Class EN1822				
E10	E11	E12	H13	H14
Av. Efficiency EN1822				
≥85%	≥95%	≥99.95%	≥99.95%	≥99.995%
Max. Temperature		80°C		
Relative Humidity		100%		
Rec. Final Pres. Drop		600 Pa.		
Filter Stage		III		

HEPA-V Series Technical Data

Code	Size W x L x D	Filter Class EN 1822	Depth mm	Area m ²	Air Flow m ³ /h	In.Pressure Drop (pa)	Weight kg
HV10P2R20PG	0305-0610-292	E10	292	20,00	2700	250	11,00
HV10P5R40PG	0610-0610-292	E10	292	40,00	5400	250	20,00

Code	Size W x L x D	Filter Class EN 1822	Depth mm	Area m ²	Air Flow m ³ /h	In.Pressure Drop (pa)	Weight kg
HV11P2R20PG	0305-0610-292	E11	292	20,00	2500	250	11,00
HV11P5R40PG	0610-0610-292	E11	292	40,00	5000	250	20,00

Code	Size W x L x D	Filter Class EN 1822	Depth mm	Area m ²	Air Flow m ³ /h	In.Pressure Drop (pa)	Weight kg
HV12P2R20PG	0305-0610-292	E12	292	20,00	2000	250	11,00
HV12P5R40PG	0610-0610-292	E12	292	40,00	4000	250	20,00

Code	Size W x L x D	Filter Class EN 1822	Depth mm	Area m ²	Air Flow m ³ /h	In.Pressure Drop (pa)	Weight kg
HV13P2R20PG	0305-0610-292	H13	292	20,00	2000	270	11,00
HV13P5R40PG	0610-0610-292	H13	292	40,00	4000	270	20,00

Code	Size W x L x D	Filter Class EN 1822	Depth mm	Area m ²	Air Flow m ³ /h	In.Pressure Drop (pa)	Weight kg
HV14PR20N0PG	0305-0610-292	H14	292	20,00	1700	280	11,00
HV14PR40N0PG	0610-0610-292	H14	292	40,00	3400	280	20,00

HEPA-V

High Capacity V-Type Hepa Filters



HV13P5R36P6-0610-0610-292

FILTER CODE STRUCTURE

Type	HV	HEPA-V
Class EN1822	B3	H13
Frame	P	Plastic
Rigid Pocket Pieces	5	5 Rigid Pockets
Media	R	Micro Glass Fibre
Media Area	36	36 m ²
Gasket Type	P	Polyurethane
Gasket Direction	G	Air Inlet
Size		0610-0610-292

APPLICATIONS

- High capacity, high efficiency absolute air filtration
- Clean room ventilation systems
- Used in microelectronics, food, photography, data centers, hospital, medical equipment industry

TECHNICAL SPECIFICATIONS

Class EN1822				
E10	E11	E12	H13	H14
Av. Efficiency EN1822				
≥85%	≥95%	≥99.95%	≥99.95%	≥99.995%
Max. Temperature		80°C		
Relative Humidity		100%		
Rec. Final Pres. Drop		600 Pa.		
Filter Stage		III		

HEPA-V Series Technical Data

Code	Size W x L x D	Filter Class EN 1822	Depth mm	Area m ²	Air Flow m ³ /h	In. Pressure Drop (pa)	Weight kg
HV10P2R18PG	0305-0610-292	E10	292	18,00	2500	250	11,00
HV10P5R36PG	0610-0610-292	E10	292	36,00	5000	250	20,00

Code	Size W x L x D	Filter Class EN 1822	Depth mm	Area m ²	Air Flow m ³ /h	In. Pressure Drop (pa)	Weight kg
HV11P2R18PG	0305-0610-292	E11	292	18,00	2350	250	11,00
HV11P5R36PG	0610-0610-292	E11	292	36,00	4700	250	20,00

Code	Size W x L x D	Filter Class EN 1822	Depth mm	Area m ²	Air Flow m ³ /h	In. Pressure Drop (pa)	Weight kg
HV12P2R18PG	0305-0610-292	E12	292	18,00	1750	250	11,00
HV12P5R36PG	0610-0610-292	E12	292	36,00	3500	250	20,00

Code	Size W x L x D	Filter Class EN 1822	Depth mm	Area m ²	Air Flow m ³ /h	In. Pressure Drop (pa)	Weight kg
HV13P2R18PG	0305-0610-292	H13	292	18,00	1700	250	11,00
HV13P5R36PG	0610-0610-292	H13	292	36,00	3400	250	20,00

Code	Size W x L x D	Filter Class EN 1822	Depth mm	Area m ²	Air Flow m ³ /h	In. Pressure Drop (pa)	Weight kg
HV14PR18N0PG	0305-0610-292	H14	292	18,00	1500	250	11,00
HV14PR36N0PG	0610-0610-292	H14	292	36,00	3000	250	20,00

HEPAHOOD

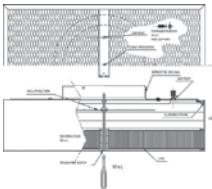
Hepa Terminal Hood Filter



HH13ARTU25P-0610-0610-150

APPLICATIONS

Hepa-hood are used by pharmaceutical, electronics, food processing and other industries requiring a very high degree of clean air they are designed for use in laminar flow clean rooms the hoods are typically installed in an inverted T-bar grid suspended from the ceiling. When a unit reaches its maximum recommended resistance, the entire module is discarded



FILTER CODE STRUCTURE

HH	Hepahood
13	10: E10 - 11: E11 - 12: E12 - 13: H13 - 14: H14
A	T: Stainless Steel - G: Galvanized - A: Aluminum
R	R: Micro Glass Fibre - Y: HT Micro Glass Fibre (120°C)
T	T: Single Spigot - D: Double Spigot
U	U: Up Stream 2 Probe Constant Damper W: Adjustable Disc Down Stream 1 Probe Up Stream 1 Probe D: Butterfly Damper Down Stream 1 Probe Up Stream 1 Probe
25	15: 150 mm - 20: 200 mm - 25: 250 mm - 30: 300 mm
P	P: Polyurethane - R: Rubber - X: Without
0610-0610-150	

TECHNICAL SPECIFICATIONS

Class EN 1822				
E10	E11	E12	H13	H14
Av. Efficiency EN 1822				
≥85%	≥95%	≥99.95%	≥99.95%	≥99.995%
Max. Temperature		80°C		
Relative Humidity		100%		
Rec. Final Pres. Drop		600 Pa. - 1000 Pa.		
Filter Stage		III		

HEPAHOOD-125 & 150 Series Technical Data

Code	Size W x L x D	Filter Class EN1822	Depth mm	Spignot Ø Diameter mm	Air Flow m ³ /h	In.Pressure Drop (pa)	Weight kg
HH13ARTU20P	0305-0610-125	H13	125	200	300	120	7,00
HH13ARTU25P	0610-0610-125	H13	125	250	600	120	10,00
HH13ARTU25P	0610-0915-125	H13	125	250	900	120	13,00
HH13ARTU30P	0610-1220-125	H13	125	300	1200	120	16,00

Code	Size W x L x D	Filter Class EN1822	Depth mm	Spignot Ø Diameter mm	Air Flow m ³ /h	In.Pressure Drop (pa)	Weight kg
HH14ARTU20P	0305-0610-125	H14	125	200	300	130	7,00
HH14ARTU25P	0610-0610-125	H14	125	250	600	130	10,00
HH14ARTU25P	0610-0915-125	H14	125	250	900	130	13,00
HH14ARTU30P	0610-1220-125	H14	125	300	1200	130	16,00

Code	Size W x L x D	Filter Class EN1822	Depth mm	Spignot Ø Diameter mm	Air Flow m ³ /h	In.Pressure Drop (pa)	Weight kg
HH15ARTU20P	0305-0610-125	U15	125	200	300	150	7,00
HH15ARTU25P	0610-0610-125	U15	125	250	600	150	10,00
HH15ARTU25P	0610-0915-125	U15	125	250	900	150	13,00
HH15ARTU30P	0610-1220-125	U15	125	300	1200	150	16,00

Code	Size W x L x D	Filter Class EN1822	Depth mm	Spignot Ø Diameter mm	Air Flow m ³ /h	In.Pressure Drop (pa)	Weight kg
HH13ARTU20P	0305-0610-150	H13	150	200	300	120	7,00
HH13ARTU25P	0610-0610-150	H13	150	250	600	120	10,00
HH13ARTU25P	0610-0915-150	H13	150	250	900	120	13,00
HH13ARTU30P	0610-1220-150	H13	150	300	1200	120	16,00

Code	Size W x L x D	Filter Class EN1822	Depth mm	Spignot Ø Diameter mm	Air Flow m ³ /h	In.Pressure Drop (pa)	Weight kg
HH14ARTU20P	0305-0610-150	H14	150	200	300	130	7,00
HH14ARTU25P	0610-0610-150	H14	150	250	600	130	10,00
HH14ARTU25P	0610-0915-150	H14	150	250	900	130	13,00
HH14ARTU30P	0610-1220-150	H14	150	300	1200	130	16,00

Code	Size W x L x D	Filter Class EN1822	Depth mm	Spignot Ø Diameter mm	Air Flow m ³ /h	In.Pressure Drop (pa)	Weight kg
HH15ARTU20P	0305-0610-150	U15	150	200	300	150	7,00
HH15ARTU25P	0610-0610-150	U15	150	250	600	150	10,00
HH15ARTU25P	0610-0915-150	U15	150	250	900	150	13,00
HH15ARTU30P	0610-1220-150	U15	150	300	1200	150	16,00

MULTIFIL-HE 292

High Efficiency Rigid Pocket Filters



MF13P4B25R21PC-0592-0592-292

APPLICATIONS

- EPA-HEPA Filters absolute air filtration
- Clean room ventilation systems
- Used in microelectronics, food, photography, data centers, hospital, medical equipment industry

FILTER CODE STRUCTURE

Type	MF	MULTIFIL-HE 292
Class EN1822	13	H13
Frame	P	Plastic
Rigid Pocket Pieces	4	4 Rigid Pocket
Color	B	White
Flange Thickness	25	25: 25 mm - 20: 20 mm
Media	R	Micro Glass Fibre
Media Area	21	21 m ²
Gasket Type	P	Polyurethane
Gasket Direction	C	Air Outlet Side
Size		0592-0592-292

TECHNICAL SPECIFICATIONS

Class EN1822			
E10	E11	E12	H13
Av. Efficiency EN1822			
≥85%	≥95%	≥99.95%	≥99.95%
Max. Temperature	80°C		
Relative Humidity	100%		
Rec. Final Pres. Drop	600 Pa. - 1000 Pa.		
Filter Stage	III		

MULTIFIL-HE 292 Series Technical Data

Code	Size W x L x D	Filter Class EN1822	Depth mm	Area m ²	Air Flow m ³ /h	In.Pressure Drop (pa)	Weight kg
MF10P4B25R11PC	0287-0592-292	E10	292	11,00	1700	155	4,00
MF10P4B25R18PC	0490-0592-292	E10	292	18,00	2800	155	6,00
MF10P4B25R21PC	0592-0592-292	E10	292	21,00	3400	155	7,00

Code	Size W x L x D	Filter Class EN1822	Depth mm	Area m ²	Air Flow m ³ /h	In.Pressure Drop (pa)	Weight kg
MF11P4B25R11PC	0287-0592-292	E11	292	11,00	1700	190	4,00
MF11P4B25R18PC	0490-0592-292	E11	292	18,00	2800	190	6,00
MF11P4B25R21PC	0592-0592-292	E11	292	21,00	3400	190	7,00

Code	Size W x L x D	Filter Class EN1822	Depth mm	Area m ²	Air Flow m ³ /h	In.Pressure Drop (pa)	Weight kg
MF12P4B25R11PC	0287-0592-292	E12	292	11,00	1250	200	4,00
MF12P4B25R18PC	0490-0592-292	E12	292	18,00	2000	200	6,00
MF12P4B25R21PC	0592-0592-292	E12	292	21,00	2500	200	7,00

Code	Size W x L x D	Filter Class EN1822	Depth mm	Area m ²	Air Flow m ³ /h	In.Pressure Drop (pa)	Weight kg
MF13P4B25R11PC	0287-0592-292	H13	292	11,00	1250	230	4,00
MF13P4B25R18PC	0490-0592-292	H13	292	18,00	2000	230	6,00
MF13P4B25R21PC	0592-0592-292	H13	292	21,00	2500	230	7,00

MULTIFIL-HE 420

High Efficiency Rigid Pocket Filters



MF13P4B25R32PC-0592-0592-420

APPLICATIONS

- To be used for absolute air filtration in controlled contamination environments clean rooms, laminar flow benches and operating theatres

FILTER CODE STRUCTURE

Type	MF	MULTIFIL-HE 420
Class EN1822	13	H13
Frame	P	Plastic
Rigid Pocket Pieces	4	4 Rigid Pocket
Color	B	White
Flange Thickness	25	25 mm
Media	R	Micro Glass Fibre
Media Area	32	32 m ²
Gasket Type	P	Polyurethane
Gasket Direction	C	Air Outlet Side
Size		0592-0592-420

TECHNICAL SPECIFICATIONS

Class EN 1822			
E10	E11	E12	H13
Av. Efficiency EN 1822			
≥85%	≥95%	≥99.95%	≥99.95%
Max. Temperature	80°C		
Relative Humidity	100%		
Rec. Final Pres. Drop	600 Pa. - 1000 Pa.		
Filter Stage	III		

MULTIFIL-HE 420 Series Technical Data

Code	Size W x L x D	Filter Class EN1822	Depth mm	Area m ²	Air Flow m ³ /h	In.Pressure Drop (pa)	Weight kg
MF10P4B25R16PC	0287-0592-420	E10	420	16,00	1700	135	5,00
MF10P4B25R24PC	0490-0592-420	E10	420	24,00	2800	135	8,50
MF10P4B25R32PC	0592-0592-420	E10	420	32,00	3400	135	9,00

Code	Size W x L x D	Filter Class EN1822	Depth mm	Area m ²	Air Flow m ³ /h	In.Pressure Drop (pa)	Weight kg
MF11P4B25R16PC	0287-0592-420	E11	420	16,00	1700	155	5,00
MF11P4B25R24PC	0490-0592-420	E11	420	24,00	2800	155	8,50
MF11P4B25R32PC	0592-0592-420	E11	420	32,00	3400	155	9,00

Code	Size W x L x D	Filter Class EN1822	Depth mm	Area m ²	Air Flow m ³ /h	In.Pressure Drop (pa)	Weight kg
MF12P4B25R16PC	0287-0592-420	E12	420	16,00	1700	200	5,00
MF12P4B25R24PC	0490-0592-420	E12	420	24,00	2800	200	8,50
MF12P4B25R32PC	0592-0592-420	E12	420	32,00	3400	200	9,00

Code	Size W x L x D	Filter Class EN1822	Depth mm	Area m ²	Air Flow m ³ /h	In.Pressure Drop (pa)	Weight kg
MF13P4B25R16PC	0287-0592-420	H13	420	16,00	1700	250	5,00
MF13P4B25R24PC	0490-0592-420	H13	420	24,00	2800	250	8,50
MF13P4B25R32PC	0592-0592-420	H13	420	32,00	3400	250	9,00

MULTITUR-HE 292

High Efficiency Rigid Pocket Filters



MT13P4B25R21PC-0592-0592-292

APPLICATIONS

- EPA-HEPA Filters absolute air filtration
- Clean room ventilation systems
- Used in microelectronics, food, photography, data centers, hospital, medical equipment industry

FILTER CODE STRUCTURE

Type	MT	MULTITUR-HE 292
Class EN1822	13	H13
Frame	P	Plastic
Rigid Pocket Pieces	4	4 Rigid Pocket
Color	B	White
Flange Thickness	25	25: 25 mm - 20: 20 mm
Media	R	Micro Glass Fibre
Media Area	21	21 m ²
Gasket Type	P	Polyurethane
Gasket Direction	C	Air Outlet Side
Size		0592-0592-292

TECHNICAL SPECIFICATIONS

Class EN1822			
E10	E11	E12	H13
Av. Efficiency EN1822			
≥85%	≥95%	≥99.95%	≥99.95%
Max. Temperature	80°C		
Relative Humidity	100%		
Rec. Final Pres. Drop	600 Pa. - 1000 Pa.		
Filter Stage	III		

MULTITUR-HE292 Series Technical Data

Code	Size W x L x D	Filter Class EN1822	Depth mm	Area m ²	Air Flow m ³ /h	In.Pressure Drop (pa)	Weight kg
MT10P4B25R11PC	0287-0592-292	E10	292	11,00	1700	155	4,50
MT10P4B25R18PC	0490-0592-292	E10	292	18,00	2800	155	6,00
MT10P4B25R21PC	0592-0592-292	E10	292	21,00	3400	155	7,00

Code	Size W x L x D	Filter Class EN1822	Depth mm	Area m ²	Air Flow m ³ /h	In.Pressure Drop (pa)	Weight kg
MT11P4B25R11PC	0287-0592-292	E11	292	11,00	1700	190	4,50
MT11P4B25R18PC	0490-0592-292	E11	292	18,00	2800	190	5,00
MT11P4B25R21PC	0592-0592-292	E11	292	21,00	3400	190	6,50

Code	Size W x L x D	Filter Class EN1822	Depth mm	Area m ²	Air Flow m ³ /h	In.Pressure Drop (pa)	Weight kg
MT12P4B25R11PC	0287-0592-292	E12	292	11,00	1250	200	5,00
MT12P4B25R18PC	0490-0592-292	E12	292	18,00	2000	200	6,50
MT12P4B25R21PC	0592-0592-292	E12	292	21,00	2500	200	7,50

Code	Size W x L x D	Filter Class EN1822	Depth mm	Area m ²	Air Flow m ³ /h	In.Pressure Drop (pa)	Weight kg
MT13P4B25R11PC	0287-0592-292	H13	292	11,00	1250	230	5,00
MT13P4B25R18PC	0490-0592-292	H13	292	18,00	2000	230	6,50
MT13P4B25R21PC	0592-0592-292	H13	292	21,00	2500	230	7,50

MULTITUR-HE 420

High Efficiency Rigid Pocket Filters



MT13P4B25R32PC-0592-0592-420

APPLICATIONS

- To be used for absolute air filtration in controlled contamination environments clean rooms, laminar flow benches and operating theatres

FILTER CODE STRUCTURE

Type	MT	MULTITUR-HE 420
Class EN1822	13	H13
Frame	P	Plastic
Rigid Pocket Pieces	4	4 Rigid Pocket
Color	B	White
Flange Thickness	25	25 mm
Media	R	Micro Glass Fibre
Media Area	32	32 m ²
Gasket Type	P	Polyurethane
Gasket Direction	C	Air Outlet Side
Size		0592-0592-420

TECHNICAL SPECIFICATIONS

Class EN1822			
E10	E11	E12	H13
Av. Efficiency EN1822			
≥85%	≥95%	≥99.95%	≥99.95%
Max. Temperature	80°C		
Relative Humidity	100%		
Rec. Final Pres. Drop	600 Pa. - 1000 Pa.		
Filter Stage	III		

MULTITUR-HE 420 Series Technical Data

Code	Size W x L x D	Filter Class EN1822	Depth mm	Area m ²	Air Flow m ³ /h	In.Pressure Drop (pa)	Weight kg
MT10P4B25R16PC	0287-0592-420	E10	420	16,00	1700	135	6,00
MT10P4B25R24PC	0490-0592-420	E10	420	24,00	2800	135	7,50
MT10P4B25R32PC	0592-0592-420	E10	420	32,00	3400	135	8,50

Code	Size W x L x D	Filter Class EN1822	Depth mm	Area m ²	Air Flow m ³ /h	In.Pressure Drop (pa)	Weight kg
MT11P4B25R16PC	0287-0592-420	E11	420	16,00	1700	155	6,00
MT11P4B25R24PC	0490-0592-420	E11	420	24,00	2800	155	7,50
MT11P4B25R32PC	0592-0592-420	E11	420	32,00	3400	155	8,50

Code	Size W x L x D	Filter Class EN1822	Depth mm	Area m ²	Air Flow m ³ /h	In.Pressure Drop (pa)	Weight kg
MT12P4B25R16PC	0287-0592-420	E12	420	16,00	1700	200	6,00
MT12P4B25R24PC	0490-0592-420	E12	420	24,00	2800	200	7,50
MT12P4B25R32PC	0592-0592-420	E12	420	32,00	3400	200	8,50

Code	Size W x L x D	Filter Class EN1822	Depth mm	Area m ²	Air Flow m ³ /h	In.Pressure Drop (pa)	Weight kg
MT13P4B25R16PC	0287-0592-420	H13	420	16,00	1700	250	6,00
MT13P4B25R24PC	0490-0592-420	H13	420	24,00	2800	250	7,50
MT13P4B25R32PC	0592-0592-420	H13	420	32,00	3400	250	8,50

V-SINGLE

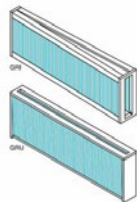
V-SINGLE Absolute Filters



VS116RINOXX-087-303-600

APPLICATIONS

- EPA-HEPA Filters absolute air filtration
- Clean room ventilation systems
- Used in microelectronics, food, photography, data centers, hospital, medical equipment industry



FILTER CODE STRUCTURE

Type	VS	V-SINGLE
Class EN1822	T1	E11
Frame	G	Galvanized
Media	R	Micro Glass Fibre
Air Entrance Side	I	Short Entrance
Flanged or without flanges	N	Without Flanges
Surface Grid	O	Without Mesh
Gasket Type	P	Polyurethane
Gasket Direction	G	Air Outlet Side
Size		087-303-600

TECHNICAL SPECIFICATIONS

Class EN1822				
E10	E11	E12	H13	H14
Av. Efficiency EN1822				
≥85%	≥95%	≥99.95%	≥99.95%	≥99.995%
Max. Temperature		80°C		
Relative Humidity		100%		
Rec. Final Pres. Drop		600 Pa. -1000 Pa.		
Filter Stage		III		

V-SINGLE Series Technical Data

Code	Size W x L x D	Filter Class EN779-2012	Area m ²	Air Flow m ³ /h	In.Pressure Drop (pa)	Weight kg
VS08GRIN0PG	087-202-600	F8	3,20	200	100	1,80
VS08GRIN0PG	065-202-600	F8	3,20	200	60	1,80
VS08GRIN0PG	087-303-600	F8	5,00	300	105	2,00
VS08GRIN0PG	087-202-400	F8	2,20	135	100	2,00

Code	Size W x L x D	Filter Class EN1822	Area m ²	Air Flow m ³ /h	In.Pressure Drop (pa)	Weight kg
VS09GRIN0PG	087-202-600	F9	3,20	200	125	1,80
VS09GRIN0PG	065-202-600	F9	3,20	200	85	1,80
VS09GRIN0PG	087-303-600	F9	5,00	300	130	2,00
VS09GRIN0PG	087-202-400	F9	2,20	135	125	2,00

Code	Size W x L x D	Filter Class EN1822	Area m ²	Air Flow m ³ /h	In.Pressure Drop (pa)	Weight kg
VS11GRIN0PG	087-202-600	E11	3,20	200	160	1,80
VS11GRIN0PG	065-202-600	E11	3,20	200	130	1,80
VS11GRIN0PG	087-303-600	E11	5,00	300	170	2,00
VS11GRIN0PG	087-202-400	E11	2,20	135	160	2,00

Code	Size W x L x D	Filter Class EN1822	Area m ²	Air Flow m ³ /h	In.Pressure Drop (pa)	Weight kg
VS13GRIN0PG	087-202-600	H13	3,20	200	200	1,80
VS13GRIN0PG	065-202-600	H13	3,20	200	170	1,80
VS13GRIN0PG	087-303-600	H13	5,00	300	210	2,00

Code	Size W x L x D	Filter Class EN1822	Area m ²	Air Flow m ³ /h	In.Pressure Drop (pa)	Weight kg
VS08GRUN0PG	600-087-202	F8	3,20	225	100	1,80
VS08GRUN0PG	600-065-202	F8	3,20	225	60	1,80
VS08GRUN0PG	600-087-303	F8	5,00	340	105	2,00
VS08GRUN0PG	400-087-303	F8	2,20	150	100	2,00

Code	Size W x L x D	Filter Class EN1822	Area m ²	Air Flow m ³ /h	In.Pressure Drop (pa)	Weight kg
VS09GRUN0PG	600-087-202	F9	3,20	225	125	1,80
VS09GRUN0PG	600-065-202	F9	3,20	225	85	1,80
VS09GRUN0PG	600-087-303	F9	5,00	340	130	2,00
VS09GRUN0PG	400-087-303	F9	2,20	150	125	2,00

Code	Size W x L x D	Filter Class EN1822	Area m ²	Air Flow m ³ /h	In.Pressure Drop (pa)	Weight kg
VS11GRUN0PG	600-087-202	E11	3,20	225	160	1,80
VS11GRUN0PG	600-065-202	E11	3,20	225	130	1,80
VS11GRUN0PG	600-087-303	E11	5,00	340	170	2,00
VS11GRUN0PG	400-087-303	E11	2,20	150	160	2,00

Code	Size W x L x D	Filter Class EN1822	Area m ²	Air Flow m ³ /h	In.Pressure Drop (pa)	Weight kg
VS13GRUN0PG	600-087-202	H13	3,20	225	200	1,80
VS13GRUN0PG	600-065-202	H13	3,20	225	170	1,80
VS13GRUN0PG	600-087-303	H13	5,00	340	210	2,00

HEPACIL

Cylindrical HEPA Filters



HC13ARSCB2P6-0175-0110-175

APPLICATIONS

- EPA-HEPA Filters absolute air filtration
- Clean room ventilation systems
- Used in microelectronics, food, photography, data centers, hospital, medical equipment industry

FILTER CODE STRUCTURE

Type	HC	HEPACIL
Class EN1822	B	H13
Frame	A	Aluminium
Media	R	Micro Glass Fibre
Pleat Depth	S	30 mm
Cap Detail	C	Down Cap Closed
Grid Model	B	Perforated
Surface Grid	2	Both Side With Face Grids
Gasket Type	P	Polyurethane
Gasket Direction	G	Air Outlet Side
Size		0175-0110-175

TECHNICAL SPECIFICATIONS

Class EN1822			
E10	E11	E12	H14
Av. Efficiency EN1822			
≥85%	≥95%	≥99.95%	≥99.995%
Max. Temperature	80°C		
Relative Humidity	100%		
Rec. Final Pres. Drop	600 Pa.		
Filter Stage	III		

HEPACIL Series Technical Data

Code	Size OD x ID x H	Filter Class EN 1822	Area m ²	Air Flow m ³ /h	In. Pressure Drop (pa)	Weight kg
HC11ARSCB2PG	0175-0110-175	E11	1,65	130	90	1,00
HC11ARSCB2PG	0175-0110-226	E11	2,15	170	90	1,50

Code	Size OD x ID x H	Filter Class EN 1822	Area m ²	Air Flow m ³ /h	In. Pressure Drop (pa)	Weight kg
HC12ARSCB2PG	0175-0110-175	E12	1,65	130	110	1,00
HC12ARSCB2PG	0175-0110-226	E12	2,15	170	110	1,50

Code	Size OD x ID x H	Filter Class EN 1822	Area m ²	Air Flow m ³ /h	In. Pressure Drop (pa)	Weight kg
HC13ARSCB2PG	0175-0110-175	H13	1,65	130	120	1,00
HC13ARSCB2PG	0175-0110-226	H13	2,15	170	120	1,50

Code	Size OD x ID x H	Filter Class EN 1822	Area m ²	Air Flow m ³ /h	In. Pressure Drop (pa)	Weight kg
HC14ARSCB2PG	0175-0110-175	H14	1,65	130	140	1,00
HC14ARSCB2PG	0175-0110-226	H14	2,15	170	140	1,50

HEPA-AS

High Temperature Resistance HEPA Filters / Aluminium Separator Series



HA13GR3T2YG-0610-0610-292

APPLICATIONS

- High temperature resistant Aluminium separator
- High flow and high efficiency filter units
- Low initial pressure drop
- Optional gasket, flange, protection grid wire

FILTER CODE STRUCTURE

Type	HA	HEPA-AS
Class EN1822	B3	H13
Frame	G	Galvanized
Media	R	Micro Glass Fibre
Separator Interval	3	3mm
Flanged or without flanges	N	Without Flanges
Surface Grid	2	Both Side With Grids
Gasket Type	Y	High Heat Gasket
Gasket Direction	G	Air Inlet
Size		0610-0610-292

TECHNICAL SPECIFICATIONS

Class EN1822	
H10	H13
Av. Efficiency EN1822	
≥95%	≥99.95%
Max. Temperature	80°C (180-250-350°C option)
Relative Humidity	100%
Rec. Final Pres. Drop	600 Pa.
Filter Stage	III

HEPA-AS Series Technical Data

Code	Size W x L x D	Filter Class EN1822		Area m ²	Air Flow m ³ /h	In.Pressure Drop (pa)	Weight kg
HA10GR3N2YG	0305-0305-292	E10	292	8,00	700	125	7,50
HA10GR3N2YG	0305-0610-292	E10	292	16,00	1400	125	12,00
HA10GR3N2YG	0610-0610-292	E10	292	32,00	2700	125	21,00
HA10GR3N2YG	0305-0305-150	E10	150	4,00	375	125	6,00
HA10GR3N2YG	0305-0610-150	E10	150	8,00	750	125	9,00
HA10GR3N2YG	0610-0610-150	E10	150	16,00	1500	125	15,00

Code	Size W x L x D	Filter Class EN1822		Area m ²	Air Flow m ³ /h	In.Pressure Drop (pa)	Weight kg
HA13GR3N2YG	0305-0305-292	H13	292	8,00	600	250	7,50
HA13GR3N2YG	0305-0610-292	H13	292	16,00	1200	250	12,00
HA13GR3N2YG	0610-0610-292	H13	292	32,00	2500	250	21,00
HA13GR3N2YG	0305-0305-150	H13	150	4,00	340	250	6,00
HA13GR3N2YG	0305-0610-150	H13	150	8,00	700	250	9,00
HA13GR3N2YG	0610-0610-150	H13	150	16,00	1400	250	15,00

FAN FILTER UNIT

Fan Filter Unit for Clean Room



FF4EMKTS061-0610-1220-400

FILTER CODE STRUCTURE

FF	Fan Filter Unit
4	0: E10 - 1: E11 - 2: E12 - 3: H13 - 4: H14 - 5: U15
C	C: Coarse Filter - F: Fine Filter
M	M: Replaceable Filter - S: Stable Filter with Body
F	F: Flat Type - K: Knife Type - X: Stable Filter with Body
T	T: Stainless Steel - P: Painted - A: Aluminum
D	D: Perforated - A: Anemostat - S: Swirl - N: None
O	I: Inner Diffuser - O: Outer Diffuser
G	G: Dp Gauge - L: Lamb Signal T: Touch Panel* - X: Without System
1	1: Single Fan - 2: Double Fan
E	E: EC Fan - A: AC Fan

- * 1- Fan can be controlled
- 2- Air flow can be set
- 3- Filters pressure drops displayable
- 4- Can be connected to BMS
- 5- Multiple units can be controlled and monitored from a single point.

The model FFU model is a modular self-contained HEPA/ULPA filter and blower unit which combines features such as rugged, lightweight construction and low profile for almost any clean room application.

It may be used for new clean room design, facility upgrade or incorporated into laminar flow softwall and straddle units.

For its light weight it can be eyebolt suspended or installed on reinforced ceiling "T"-grid. Also, horizontal wall units and system are easily set up using the FFU module.

Now any company can meet FFU requirements using a series of modules randomly spaced in room or grouped over critical areas.

The FFU design provides balanced air flow across the filter face to comply with FFU for Class 100 Areas. The variable speed motor allows it to overcome the static filter leads while maintaining a constant air velocity. The FFU modular construction permits a convenient filter replacement.

SPECIFIC APPLICATION

Microelectronic fabrication and assembly, pharmaceutical preparation; microscopy analysis; tissue culture; critical sample preparation; sterile filling and packaging; quality control/inspection.

TECHNICAL CHARACTERISTICS

CASE: Light weight anodized aluminium frame with built-in grooves that permit to hang the unit to the ceiling or to connect them one to the other by means of plastic plugs. DOP port included. The unit are Aluminium with built-in prefilter housing and air diffuser with electric fan bearing; electric quick connector and warning light.

ELECTRIC FAN: Variable speed helicoidal blower with directly connected sealed electric motor.

REGULATION PANEL: Equipped with an electronic regulator, main switch and thermal protection

FFU Technical Data

Code	Efficiency DOP	Dimension (mm)		Flow Rate m ³ /h	Pressure Drop Pa	Volume m ³	Weight kg
		Unit	Unidirectional AirFlow				
FF0CMFTDOG1E	85%	0610-0610-400	590-590	600	60	0.15	15
FF1CMFTDOG1E	95%	0610-0610-400	590-590	600	70	0.15	15
FF2CMFTDOG1E	99.9%	0610-0610-400	590-590	600	100	0.15	15
FF3CMFTDOG1E	99.99%	0610-0610-400	590-590	600	110	0.15	15
FF4CMFTDOG1E	99.999%	0610-0610-400	590-590	600	125	0.15	15
FF5CMFTDOG1E	99.9999%	0610-0610-400	590-590	600	140	0.15	15

Code	Efficiency DOP	Dimension (mm)		Flow Rate m ³ /h	Pressure Drop Pa	Volume m ³	Weight kg
		Unit	Unidirectional AirFlow				
FF0CSXANXG1A	85%	0610-0610-400	590-590	600	60	0.15	15
FF1CSXANXG1A	95%	0610-0610-400	590-590	600	70	0.15	15
FF2CSXANXG1A	99.9%	0610-0610-400	590-590	600	100	0.15	15
FF3CSXANXG1A	99.99%	0610-0610-400	590-590	600	110	0.15	15
FF4CSXANXG1A	99.999%	0610-0610-400	590-590	600	125	0.15	15
FF5CSXANXG1A	99.9999%	0610-0610-400	590-590	600	140	0.15	15


SPARE MAIN FILTERS

Code	CLASS EN1822	Efficiency DOP	Dimension mm	Flow Rate m ³ /h	Pressure Drop Pa	Volume m ³	Weight kg
HG13ARM2GG	H13	99.99%	590-590-078	600	110	0.028	6.5
HL13ARM2PG	H13	99.99%	590-590-078	600	110	0.028	6.5
HF13ARM2XX	H13	99.99%	610-610-350	600	110	0.028	6.5

SPARE PREFILTERS

Code	Class	Efficiency	Dimension mm	Weight kg
PF4G515Z2	G4	90%	287-287-048	0.80
MN7GRKN1XX	F7	ePM1>60%	287-287-048	1.00

ACTIVATED CARBON FILTERS



AIR FILTRATION
& AIR QUALITY



CARBOBOX

V Type Activated Carbon Filters With Carbon Granules Filled



CBGC05V-610-610-292

FILTER CODE STRUCTURE

Type	CB	CARBOBOX
Frame	G	Galvanized
Media Type	CO	Organic Carbon
Rigid Pocket Pieces	5V	5 Rigid Pocket
Size	610-610-292	

Code	Width mm	Height mm	Depth mm	Air Flow m ³ /h	Initial Pressure Drop. Pa.	Bed Thickness	Number of Absorber Panel	Weight of Carbon kg
CBGC02V	305	610	292	1400	250	25	4	23
CBGC05V	610	610	292	2800	250	25	10	50

CARBOTOX



CTPC04V-592-592-292

FILTER CODE STRUCTURE

Type	CT	CARBOTOX
Frame	P	Plastic
Media Type	CO	Organic Carbon
Rigid Pocket Pieces	4V	4 Rigid Pocket
Size	592-592-292	

Code	Width mm	Height mm	Depth mm	Air Flow m ³ /h	Initial Pressure Drop. Pa.	Bed Thickness	Number of Absorber Panel	Weight of Carbon kg
CTPC02V	287	592	292	1270	250	25	8	15
CTPC04V	490	592	292	2000	250	25	8	26
CTPC04V	592	592	292	2250	250	25	8	30

CARBOFIL

Pleated Odor Absorbents Activated Carbon Filters



CF7P4C400F09XX-592-592-292

APPLICATIONS

Carbofil/CarboCell serves to absorb gaseous pollution and odours. It may be installed for supply and exhaust air in domestic and technical applications. Due to a simple modular construction system, one can easily build large filtration units by screwing base frames together. If needed, gaseous contamination can be absorbed through diverse filtering layers with different kinds of impregnated carbon. With its high air flow and gaseous adsorption capacity, it can be used in large application areas such as airports, commercial buildings hospitals, hotels, manufacturing operation, restaurants, shopping centers, etc. Filter mounting frames are made of galvanized steel and stainless steel. Other dimensional versions available upon request

FILTER CODE STRUCTURE

Type	CF	CARBOFIL
Filter Stage	7	7
Frame	P	Plastic
Flange Type	4	Single Flange
Media Type	C	Carbon
Media Grammage	400	400gr ²
Media Area	F09	9m ²
Gasket Type	X	Without Gasket
Gasket Direction	X	No
Size		592-592-292

TECHNICAL SPECIFICATIONS

Filter Stage	7
Max. Temperature	50°C
Relative Humidity	50%
Filter Stage	II - III

STRUCTURAL PROPERTIES

- With high filtering surface allows low pressure drop
- Economical solution for many odors
- Disposable
- Easy to install
- Odour removal and corrosion control
- Robust construction allows easy mounting and removal
- Available in gas adsorption and chemisorption varieties

Code	Size W x L x D	Filter Stage	Filter Depth mm	Filter Area m ²	Air Flow m ³ /h	In. Pressure D. Pa.	Weight kg
CF7P4C400F050XX	0287-0592-292	7	292	5,00	1500	70	3,50
CF7P4C400F070XX	0490-0592-292	7	292	7,00	2800	70	4,50
CF7P4C400F090XX	0592-0592-292	7	292	9,00	3000	70	6,00

CARBOCELL

Pleated Odor Absorbents Activated Carbon Filters



CF7PTC400F06XX-592-592-130

APPLICATIONS

Carbofil / CarboCell serves to absorb gaseous pollution and odours. It may be installed for supply and exhaust air in domestic and technical applications. Due to a simple modular construction system, one can easily build large filtration units by screwing base frames together. If needed, gaseous contamination can be absorbed through diverse filtering layers with different kinds of impregnated carbon. With its high air flow and gaseous adsorption capacity, it can be used in large application areas such as airports, commercial buildings hospitals, hotels, manufacturing operation, restaurants, shopping centers, etc. Filter mounting frames are made of galvanized steel and stainless steel. Other dimensional versions available upon request

FILTER CODE STRUCTURE

Type	CF	CARBOCELL
Filter Stage	7	7
Frame	P	Plastic
Flange Type	T	Single Flange
Media Type	C	Carbon
Media Grammage	400	400 gr ²
Media Area	F06	6 m ²
Gasket Type	X	Without Gasket
Gasket Direction	X	No
Size		592-592-130

TECHNICAL SPECIFICATIONS

Filter Stage	7
Max. Temperature	50°C
Relative Humidity	50%
Filter Stage	II - III


STRUCTURAL PROPERTIES

- With high filtering surface allows low pressure drop
- Economical solution for many odors
- Disposable
- Easy to install
- Odour removal and corrosion control
- Robust construction allows easy mounting and removal
- Available in gas adsorption and chemisorption varieties

Code	Size W x L x D	Filter Stage	Filter Depth mm	Filter Area m ²	Air Flow m ³ /h	In. Pressure D. Pa.	Weight kg
CF7PTC400F030XX	0287-0592-130	7	130	3,00	1500	110	3,00
CF7PTC400F050XX	0490-0592-130	7	130	5,00	2800	110	4,00
CF7PTC400F060XX	0592-0592-130	7	130	6,00	3000	110	5,00

CARBOPAN-GCZ

Pleated Odor Absorbents Activated Carbon Filters



PF46C10Z2-0592-0592-48

APPLICATIONS

- CARBOPAN serves to absorb gaseous pollution and odours
- It may be installed for supply and exhaust
- Air domestic and technical applications
- Due to a simple modular construction system one can easily build large filtration units by screwing base frames together
- If needed, gaseous contamination can be absorbed through diverse filtering layers with different kinds of impregnated carbon G4 preliminary filtration is necessary to protect the activated carbon

STRUCTURAL PROPERTIES

- Re-Filable cartridges with new activated carbon
- Very high mechanical efficiency
- Exchangeable cartridges can be regenerated
- Robust construction allows easy mounting and removal
- Lower pressure drop according to its high performance
- Available in gas adsorption and chemisorption

FILTER CODE STRUCTURE

Type	PF	CARBOPAN-GCZ
Class EN 779-2012	4	G4
Frame	G	Galvanized
Flange Type	C	Synthetic Carbon
Media Code	10	Media Code
Media Type	Z	Pleated
Face Guard	2	Both Side With Grids
Size		0592-0592-48


TECHNICAL SPECIFICATIONS

Filter Stage EN 779-2012	G4
Av. Efficiency	70% \geq E3
Max. Temperature	50°C
Relative Humidity	50%
Final Pressure Drop	250 Pa.
Filter Stage	II - III

Code	Size W x L x D	Filter Stage	Filter Depth mm	Filter Area m ²	Air Flow m ³ /h	In. Pressure D. Pa.	Weight kg
PF46C10Z2	0287-0592-048	G4	48	0,30	1000	80	1,00
PF46C10Z2	0490-0592-048	G4	48	0,50	1700	80	1,80
PF46C10Z2	0592-0592-048	G4	48	0,60	2000	80	2,00

CARBOPAN-GCO

Filled Odor Absorbents Activated Carbon Filters



CPG48CO-592-592-048

FILTER CODE STRUCTURE

Type	CP	CARBOPAN-GCO
Frame	G	Galvanized
Frame Thickness	48	48 mm
Media Type	C	Carbon
Media Type	O	Organic
Size		592-592-048

APPLICATIONS

- CARBOPAN serves to absorb gaseous pollution and odours
- It may be installed for supply and exhaust
- Air domestic and technical applications
- Due to a simple modular construction system one can easily build large filtration units by screwing base frames together
- If needed, gaseous contamination can be absorbed through diverse filtering layers with different kinds of impregnated carbon G4 preliminary filtration is necessary to protect the activated carbon

TECHNICAL SPECIFICATIONS

Max. Temperature	50°C
Relative Humidity	50%
Final Pressure Drop	250 Pa.
Filter Stage	II - III

STRUCTURAL PROPERTIES

- Re-Filable cartridges with new activated carbon
- Very high mechanical efficiency
- Exchangeable cartridges can be regenerated
- Robust construction allows easy mounting and removal
- Lower pressure drop according to its high performance
- Available in gas adsorption and chemisorption

Code	Size WxLxD	Air Flow m ³ /h	In. Pressure D. Pa.	Weight kg
CPG48CO	0287-0592-048	175	150	3,50
CPG48CO	0490-0592-048	280	150	4,50
CPG48CO	0592-0592-048	350	150	6,00

CARBOCAT SET

Activated Carbon Filters with Filled Cylindrical Cartridges



CCG145C016-610-610-400

FILTER CODE STRUCTURE

Type	CC	CARBOCAT
Frame	G	Galvanized
Cylinder Diameter	145	145 mm
Media Thickness	CO	Carbon Organic
Number of Cartridges	H16	16 pieces
Size		610-610-400

TECHNICAL SPECIFICATIONS

Max. Temperature	50 °C
Relative Humidity	50%
Final Pressure Drop	600 Pa.
Filter Stage	II - III

- Epoxy painted steel flanges and expanded nets
- Foamed & rubber gasket
- Connection Type 3-Point Bayonet

APPLICATIONS

- CARBOCAT serves to absorb gaseous pollution and odours
- It may be installed for supply and exhaust
- Air domestic and technical applications
- Due to a simple modular construction system
- One can easily build large filtration units by screwing base frames together
- It should protect with a pre filter such as M5 or M6
- If needed, gaseous contamination can be absorbed through diverse filtering
- Preliminary filtration is necessary to protect the activated carbon

STRUCTURAL PROPERTIES

- Re-Filable cartridges with new activated carbon
- Very high mechanical efficiency
- CarboCAT with base plate and cylinders made of galvanized or stainless steel
- Exchangeable cartridges can be regenerated
- Simple replacement thanks to bayonet coupling
- Robust construction allows easy mounting and removal
- Lower pressure drop according to its high performance
- Available in gas adsorption and chemisorption

CARBOCAT

Activated Carbon Filters with Filled Cylindrical Cartridges



CCG140CO400

FILTER CODE STRUCTURE

Type	CC	CARTRIDGE
Frame	G	Galvanized
Media Type	140	140 mm
Rigid Pocket Pieces	CO	Carbon Organic
Size	400 m	

Code	Size OD x H	Air Flow m ³ /h	In. Pressure D. Pa.	Weight kg
CCG140CO400	140-400	215	230	3,25
CCG145CO450	145-450	215	180	3,25
CCG160CO400	160-400	380	280	4,60

CARBOCAT MOUNTING FRAME



CCG140H16-610-610

FILTER CODE STRUCTURE

Type	CC	PLT
Frame	G	Galvanized
Media Type	140	140 mm
Rigid Pocket Pieces	H16	16 pieces
Size	610-610	

Code	Size W x H	Hole Number	Weight kg
CCG140H04	0305-0305	4	2,00
CCG140H08	0305-0610	8	4,00
CCG140H12	0507-0610	12	6,00
CCG140H16	0610-0610	16	7,00
CCG145H04	0305-0305	4	2,00
CCG145H08	0305-0610	8	4,00
CCG145H12	0507-0610	12	6,00
CCG145H16	0610-0610	16	7,00

Code	Size W x H x D	Filter Depth mm	Cartridge Number	Air Flow m ³ /h	In. Pressure D. Pa	Weight kg
CCG145COH08	0305-0610-450	450	8	1700	180	26,00
CCG145COH12	0507-0610-450	450	12	2500	180	38,00
CCG145COH16	0610-0610-450	450	16	3400	180	50,00

INDUSTRIAL FILTERS

AIR FILTRATION
& AIR QUALITY



CARTRIDGE PULS

Cylindrical Cartridge Filters



KS50FCTPO-0324-0215-660

FILTER CODE STRUCTURE

Type	KS	CARTRIDGE PULS
Pleat Depth	50	50 mm
Flange Type	F	Single Flange
Bottom Cover	C	Closed
Surface Grid	T	Face Grid Air Inlet
Filter Media	PO	Polyester
Size		0324-0215-660

APPLICATIONS

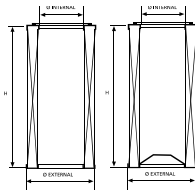
For dedusting in the sand-blasting and powder-coating areas, in the chemical, wood and metalworking sector as well as for adsorption of welding smoke.

STRUCTURAL PROPERTIES

- High filtering surface on small space
- Excellent quality
- Best ratio price to filter area
- Longer filter life

TECHNICAL SPECIFICATIONS

Max. Temperature	80°C
Relative Humidity	70%
Filter Stage	II - III




Optional Filter Media

- PO Polyester
- LU Cellulose
- UP Cellulose + Polyester
- PA Polyester + Antistatic
- PT PTFE Membran
- Polyester

Code	Size W x H x D	H mm	OD Ø	ID Ø	Filtering Surface m ²
KS50FCTPO	0324-0215-600	600	324	215	6
KS50FCTPO	0324-0215-600	600	324	215	10
KS50FCTPO	0324-0215-660	660	324	215	7
KS50FCTPO	0324-0215-660	660	324	215	12
KS50FCTPO	0324-0215-985	985	324	215	10
KS50FCTPO	0324-0215-985	985	324	215	16
KS50FCTPO	0324-0215-1205	1205	324	215	12
KS50FCTPO	0324-0215-1205	1205	324	215	20

EQUIPMENTS AND ACCESSORIES




AIR FILTRATION
& AIR QUALITY



FILMOD

Filter Housing Frame for Pre and Fine Filters



FMG120P072-0610-0610-072

FILTER CODE STRUCTURE

Equipment Type	FM	FILMOD
Metal Type	G	G: Galvanized - T: 304 Stainless Steel
Metal Quality	120	1.2mm
Gasket Type	P	Polyurethane
Case Depth	072	72mm
Case Size		0610-0610-072

APPLICATIONS

- Filter mounting frames are to seal all types of pocket filters, compact filters, and all other framed filters
- In air handling units
- In the construction of filter cells and filter walls
- In the construction of additional filter units
- It provides fast and economical solution
- The filter can be easily and safely mounted by inserting it the frame
- Sealing is achieved by means of 4 clamp clips
- Filtration walls of arbitrary sizes can be built thanks to the self-supporting
- Stable construction of the frames
- Filter mounting frames are made of galvanized steel and stainless steel
- Other dimensional versions available upon request

Code	Material Type	Mounting Frame Size W x L x D (mm)	Filter Frame Size W x L x D (mm)	Weight kg
FMG120P072	Galvanized	0305-0305-072	0287-0287-025 / 048	1,30
FMG120P072	Galvanized	0305-0610-072	0287-0592-025 / 048	1,80
FMG120P072	Galvanized	0508-0610-072	0490-0592-025 / 048	2,40
FMG120P072	Galvanized	0610-0610-072	0592-0592-025 / 048	2,50

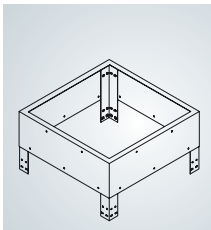
Code	Material Type	Mounting Frame Size W x L x D (mm)	Filter Frame Size W x L x D (mm)	Weight kg
FMG120P100	Galvanized	0305-0305-100	0287-0287-025 / 048 / 70	1,55
FMG120P100	Galvanized	0305-0610-100	0287-0592-025 / 048 / 70	2,30
FMG120P100	Galvanized	0508-0610-100	0490-0592-025 / 048 / 70	2,80
FMG120P100	Galvanized	0610-0610-100	0592-0592-025 / 048 / 70	3,00

Code	Material Type	Mounting Frame Size W x L x D (mm)	Filter Frame Size W x L x D (mm)	Weight kg
FMG120P120	Galvanized	0305-0305-120	0287-0287-025 / 048 / 096	1,70
FMG120P120	Galvanized	0305-0610-120	0287-0592-025 / 048 / 096	2,50
FMG120P120	Galvanized	0508-0610-120	0490-0592-025 / 048 / 096	3,00
FMG120P120	Galvanized	0610-0610-120	0592-0592-025 / 048 / 096	3,25

* All frames can be produce by stainless steel.

FILMOD

Filter Housing Frame for Pre and Fine Filters



FMT304X292-0635-0635-0292

FILTER CODE STRUCTURE

Equipment Type	FM	FILMOD
Metal Type	T	Stainless Steel
Metal Quality	304	304: Stainless Steel P: Painted - G: Galvanized
Gasket Type	X	Without Gasket
Case Depth	292	292 mm
Case Size		0635-0635-0292

FEATURES

- Materials Galvanized, Stainless steel
- Available frame width is 292 mm
- Optional EPDM and Polyurethane Gasket

APPLICATIONS

- Pocket filters, compact filters, and all other framed filters
- In air handling units
- In the construction of filter cells and filter walls
- In the construction of additional filter units
- It provides fast and economical solution
- The filter can be easily and safely mounted by inserting it the frame
- Sealing is achieved by means of 4 clamp clips
- Filtration walls of arbitrary sizes can be built thanks to the self-supporting
- Stable construction of the frames
- Filter mounting frames are made of GALVANIZED STEEL and STAINLESS STEEL
- Other dimensional versions available upon request

Code	Material Type	Mounting Frame Size W x L x D (mm)	Filter Frame Size W x L x D (mm)	Weight kg
FMT304X292	Stainless Steel	0325-0325-292	0305-0305-292	7,00
FMT304X292	Stainless Steel	0325-0635-292	0305-0610-292	9,50
FMT304X292	Stainless Steel	0515-0635-292	0490-0610-292	11,00
FMT304X292	Stainless Steel	0635-0635-292	0610-0610-292	12,00

Code	Material Type	Mounting Frame Size W x L x D (mm)	Filter Frame Size W x L x D (mm)	Weight kg
FMG120X292	Galvanized Steel	0325-0325-292	0305-0305-292	7,00
FMG120X292	Galvanized Steel	0325-0635-292	0305-0610-292	9,50
FMG120X292	Galvanized Steel	0515-0635-292	0490-0610-292	11,00
FMG120X292	Galvanized Steel	0635-0635-292	0610-0610-292	12,00

LAMINAR FLOW

Laminar Flow Ceiling Systems



LF14HV-T-1800-2400-450

FILTER CODE STRUCTURE

LF	LAMINARFLOW
14	13: H13 - 14: H14 - 15: U15
HV	HG: Hepa Gel Filter - HV: Hepa-VFilter
T	T: 304 Stainless Steel - T: Painted
1800-2400-450 (Unit Size)	

APPLICATIONS


Laminar flow units are designed for surgery rooms, medicine industries, chemistry industries, food production and similar areas. Clean room is an environment, typically used in manufacturing, including of pharmaceutical products or scientific research, as well as aerospace semiconductor engineering applications with a low level of environmental pollutants such as dust, airborne microbes, aerosol particles, and chemical vapors. Surgery rooms in hospitals, intensive care units, sterilization rooms, IVF units, genetic laboratories and medical laboratories are classified as clean rooms. Laminar flow units provide laminar flows and this keeps the pressure constant and the room's air clean.

- They are made of 304 stainless steel.
- High performance H13 AND H14 HEPA filters are used.

Code	Dimensions (mm)			Air Flow Rate (m ³ /h)
	W	L	H	@0,23 m/s
LF14HV-T304	1200	2400	450	2400
LF14HV-T304	1400	2400	450	2800
LF14HV-T304	1600	2400	450	3200
LF14HV-T304	1800	2400	450	3600
LF14HV-T304	2000	2400	450	4000
LF14HV-T304	2200	2400	450	4400
LF14HV-T304	2400	2400	450	4800
LF14HV-T304	2400	3000	450	6000
LF14HV-T304	2800	3000	450	7000
LF14HV-T304	3000	3000	450	7500

HEPABOX

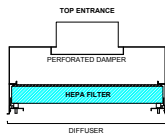
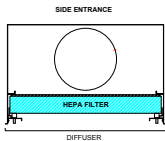
Hepa Filters Box



HBFPYT25NSH-0630-0630-410

FILTER CODE STRUCTURE

HB	Fan Filter Unit
F	F: Flat Type - K: Knife Type
P	P: Painted - T: Stainless Steel - G: Galvanized
Y	Y: Side Entrance - U: Up Entrance
T	T: Single Spigot - D: Double Spigot
25	15: 150 mm - 20: 200 mm - 25: 250 mm - 30: 300 mm
N	N: Without Damper - H: Perforated F: Flat - M: Motor Controller
S	S: Swirl - A: Anemostat - D: Perforated
H	H: With HEPA Filter - X: Without HEPA Filter
0630-0630-410 (Box Size)	



APPLICATIONS


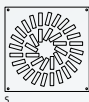

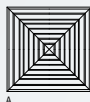
- Hepa terminal filter boxes are air outlets with built-in particulate filters provides for filtration and distribution of air. Separation of germs, viruses and dust particles takes place right before the air entry into the room immediately after the air distribution element. Thus risks and disadvantages of central filtration system such as cross contamination through ventilation ducts are eliminated

Ceiling hoods are used in ;

- Pharmaceutical, Hospital, Laboratories, Electronics, Food processing industries requiring a very high degree of clean air
- They are designed for use in laminar flow clean rooms
- The hoods are typically installed in on inverted T-bar grid suspended from the ceiling
- When unit reaches its maximum recommended resistance, hepa filter is discarded

HEPABOX

Hepa Filters Box



Code	Material Type	Hepa Box Size WxLxD(mm)	Filter Size WxLxD(mm)	Weight kg
HBFPYT15NSH-0325-0325-310	Electrostatic Painted Metal	0325-0325-310	0305-0305-069/078	9.00
HBFPYT20NSH-0325-0630-360	Electrostatic Painted Metal	0325-0630-360	0305-0610-069/078	13.50
HBFPYT20NSH-0480-0480-360	Electrostatic Painted Metal	0480-0480-360	0457-0457-069/078	14.00
HBFPYT25NSH-0630-0630-410	Electrostatic Painted Metal	0630-0630-410	0610-0610-069/078	20.00

Code	Material Type	Hepa Box Size WxLxD(mm)	Filter Size WxLxD(mm)	Weight kg
HBFPYT15NSH-0325-0325-382	Electrostatic Painted Metal	0325-0325-382	0305-0305-110/150	10.00
HBFPYT20NSH-0325-0630-432	Electrostatic Painted Metal	0325-0630-432	0305-0610-110/150	15.00
HBFPYT20NSH-0480-0480-432	Electrostatic Painted Metal	0480-0480-432	0457-0457-110/150	15.50
HBFPYT25NSH-0630-0630-482	Electrostatic Painted Metal	0630-0630-482	0610-0610-110/150	22.00

Code	Material Type	Hepa Box Size WxLxD(mm)	Filter Size WxLxD(mm)	Weight kg
HBFPYT15NSH-0325-0325-524	Electrostatic Painted Metal	0325-0325-524	0305-0305-292	11.00
HBFPYT20NSH-0325-0630-574	Electrostatic Painted Metal	0325-0630-574	0305-0610-292	16.00
HBFPYT20NSH-0480-0480-574	Electrostatic Painted Metal	0480-0480-574	0457-0457-292	16.50
HBFPYT25NSH-0630-0630-624	Electrostatic Painted Metal	0630-0630-624	0610-0610-292	23.00

Code	Material Type	Hepa Box Size WxLxD(mm)	Filter Size WxLxD(mm)	Weight kg
HBFPUT15NSH-0325-0325-280	Electrostatic Painted Metal	0325-0325-280	0305-0305-069/078	9.00
HBFPUT20NSH-0325-0630-280	Electrostatic Painted Metal	0325-0630-280	0305-0610-069/078	13.50
HBFPUT20NSH-0480-0480-280	Electrostatic Painted Metal	0480-0480-280	0457-0457-069/078	14.00
HBFPUT25NSH-0630-0630-280	Electrostatic Painted Metal	0630-0630-280	0610-0610-069/078	20.00

Code	Material Type	Hepa Box Size WxLxD(mm)	Filter Size WxLxD(mm)	Weight kg
HBFPUT15NSH-0325-0325-352	Electrostatic Painted Metal	0325-0325-352	0305-0305-110/150	10.00
HBFPUT20NSH-0325-0630-352	Electrostatic Painted Metal	0325-0630-352	0305-0610-110/150	15.00
HBFPUT20NSH-0480-0480-352	Electrostatic Painted Metal	0480-0480-352	0457-0457-110/150	15.50
HBFPUT25NSH-0630-0630-352	Electrostatic Painted Metal	0630-0630-352	0610-0610-110/150	22.00

Code	Material Type	Hepa Box Size WxLxD(mm)	Filter Size WxLxD(mm)	Weight kg
HBFPUT15NSH-0325-0325-494	Electrostatic Painted Metal	0325-0325-494	0305-0305-292	11.00
HBFPUT20NSH-0325-0630-494	Electrostatic Painted Metal	0325-0630-494	0305-0610-292	16.00
HBFPUT20NSH-0480-0480-494	Electrostatic Painted Metal	0480-0480-494	0457-0457-292	16.50
HBFPUT25NSH-0630-0630-494	Electrostatic Painted Metal	0630-0630-494	0610-0610-292	23.00



ПРЕДСТАВНИЦТВО В УКРАЇНІ

Офіційний представник:
ТОВ «Альянс Ейр»
Адреса:
вул. Академіка Філатова 10а,
оф. 3/11 02000 Київ, Україна
Телефон: +38 (044) 383-97-41,
Мобільний: +38 (067)
468-66-65, Години роботи:
Пн-Пт з 9:00 до 18:00
E-mail: info@iqvent.com.ua,
www.a-air.com.ua

ВИРОБНИЦТВО В ПОЛЬЩІ

Компанія: IQ VENT Sp. z o.o
Адреса:
Plac Solny 14 lok.3
50-062 Wroclaw, Polska
E-mail: info@iqvent.pl,
www.IQvent.pl

info@iqvent.com.ua

www.iqvent.com.ua